



# 2024 Annual Report • Alaska Division of Insurance

# FROM THE DIRECTOR

**The Honorable Mike Dunleavy, Governor of the State of Alaska**  
**Julie Sande, Commissioner of the Department of Commerce, Community, and Economic Development**  
**Members of the Alaska State Legislature**

In accordance with AS 21.06.110, it gives me great pride to present the 86th annual report of the Division of Insurance. This report covers activity from calendar years 2023-2024 and fiscal year 2024, which ended on June 30, 2024.

The mission of the Division of Insurance is to regulate the insurance industry to protect Alaskan consumers. We take our charge seriously and strive to provide a state-based regulatory framework that is both protective of our consumers and responsive to national and international trends. The division's experienced and knowledgeable staff enforces the consumer protections provided under Title 21. The staff is also committed to nurturing a strong and competitive market to provide a full spectrum of insurance products.

The cost and quality of health care remains a high priority for the division. We are completing year two of our five-year extension on our existing 1332 Innovation Waiver, with the Alaska Reinsurance Program continuing to help contain costs in the individual and small group markets. The division submitted an application to the Centers for Medicare & Medicaid Services (CMS) to update essential health benefits in individual and small group insurance plans to better suit Alaskans' needs and lead to healthier Alaskans. The division's application was approved in October 2024 and becomes effective January 1, 2026.

The Health Payment and Utilization and Database (HPUD) will be publicly available in early 2025. As can happen with large data projects, we were delayed from our target date for going live, but we are optimistic about what we can glean from the data as it matures, and as more data is added. Data will continue to be periodically added which will include Medicaid, Medicare, some private insurers, and AlaskaCare. The division was given a supplemental capital award for FY 2024 of \$6 million that will fund the project through FY 2028.

As the Director, I've represented Alaska nationally and internationally through involvement with the National Association of Insurance Commissioners (NAIC), protecting the state based regulatory framework for insurance, and ensuring the federal government does not overstep into our regulatory authority.

Cover Image:

The Trans-Alaska Pipeline System includes the trans-Alaska crude-oil pipeline, 12 pump stations, several hundred miles of feeder pipelines, and the Valdez Marine Terminal. It is one of the world's largest pipeline systems with 800 miles of pipe that convey oil from Prudhoe Bay to Valdez.

It is important for the division to proactively support resiliency efforts in Alaskan communities. Like last year, this year brought Alaskans another year of facing recovery from catastrophic weather events, including some of our friends and neighbors losing their lives. We saw continued clean-up and recovery from atmospheric rivers, windstorms, landslides, and severe flooding that still leaves a lingering impact on many communities. Division staff have attended events throughout the year to educate Alaskans on resources available at the division and to remind consumers we are here to help them navigate the process when they experience problems with their policies. The division continues to explore new products and coverage opportunities that can be utilized to better protect our communities and ensure we can recover when disaster strikes. We are coordinating these efforts with other state agencies to ensure we are maximizing efforts and working together on plans, resiliency efforts, and mitigation when we face natural catastrophic events.

We are continually grateful for the support we receive from the legislature and the administration. We pledge to never forget those we serve or our reason for existing: to protect the consumers of Alaska.

Respectfully submitted,



Lori Wing-Heier  
Director

# Alaska Division of Insurance Organization Chart

**Financial Reports and Audits** enforces statutes and regulations on tax and surplus lines; collects premium tax revenue for the state; conducts premium tax audits of surplus lines broker licensees; and proposes necessary changes to statutes and regulations for a healthy marketplace and protection of the public.

**Consumer Services** investigates consumer inquiries and complaints against insurance companies and producers to help ensure fair treatment to policyholders.

**Investigations** investigates fraudulent insurance activity and operation without a license or certificate of authority; liaises with federal, state, and municipal law enforcement agencies.

**Licensing** administers the licensing and continuing education requirements for all persons seeking insurance licensure in Alaska.

**Administration** establishes division policies and procedures; directs and supports activities of the division.

**Commissioner**

**Deputy Commissioner**

**Director**

**Deputy Director**

**Chief Market Regulator**

**Actuarial/Filings** provides information and analysis on all types of insurance to other sections; ensures that policy language accurately reflects benefits; ensures that rates are not excessive, inadequate, or unfairly discriminatory; and ensures that forms are not deceptive or misleading.

**Market Regulation** monitors all regulated entities in the Alaska insurance market for compliance with Alaska laws and regulations, using targeted examinations or market analysis.

**Actuaries** assist in monitoring insurers' solvency and compliance with Alaska laws; conduct insurer examinations; and collect and analyze data to develop more effective insurance regulation.

**Financial Examinations** enforces financial-solvency-related statutes and regulations; conducts company and agency financial analyses and examinations; issues certificates of authority to domestic insurers and companies admitted to conduct business in Alaska; reviews purchasing group applications; reviews certificate of authority amendments; and recommends appropriate regulatory actions against violators of Alaska insurance laws and regulations.



# ANNUAL REPORT 2024

## REVENUE

Revenue, Appropriations, Expenditures 5  
Total Premiums Written 5  
Premiums by Line 5  
Premium Tax Rates 6  
Tax Credits Claimed 6

## ADMINISTRATIVE

Bulletins 8  
Regulatory Orders 8  
Financial Examinations 8  
Legislation 8  
Disciplinary Orders 8

## CONSUMER COMPLAINTS AND INVESTIGATIONS

Consumer Complaints 10  
Complaint Reasons 10  
Complaints by Line 10  
Complaint Cases by Year 10  
Companies with Five or More Complaints 11  
Complaint Outcomes 11  
Investigations 11  
External Healthcare Review Determinations 11

## ACTUARIAL

Rates and Forms 13  
Advisory Organizations 13  
Rating and Joint Underwriting Organizations 14  
Alaska Automobile Plan 15  
Workers' Compensation Assigned Risk Plan 16

## PRODUCER LICENSING

Licensing Statistics by Class 18  
Resident Licensing Examinations 19

## COMPANY CERTIFICATE OF AUTHORITY

Admitted by Type 20  
New Admitted Insurers 20  
Domestic Insurers 20  
Authority Amendments 21  
Suspension and Revocation Orders 21  
Redomestications 21  
Mergers and Surrenders 21  
Name Changes 22

## LIFE INSURERS

Recap 23  
Admitted Companies 24-28  
Life Market Share 29  
Annuity Market Share 30  
Total Business 31-39

## HEALTH & ACCIDENT INSURERS

Recap 41  
Claims Survey 41  
Individual 42  
Group 43  
Admitted Companies 44  
Market Share by Category 45  
Market Share Totals 46  
Total Business 47-51

## PROPERTY & CASUALTY INSURERS

Recap 53  
Admitted Companies 54-61  
Market Share 62-72  
Total Business 73-80

## TITLE COMPANIES 80

## SURPLUS LINES, UNAUTHORIZED, NONADMITTED

Surplus Lines Premiums 82  
Premium Tax Audits 82  
Unauthorized and Independently Procured Premiums and Taxes 83  
Non-Admitted Premiums and Taxes 84

## GUARANTY ASSOCIATIONS

Alaska Insurance Guaranty Association 85-86  
Alaska Life and Health Insurance Guaranty Association 87

## RISK RETENTION GROUPS 88

## AIR AMBULANCE SERVICE PROVIDERS 88

## PURCHASING GROUPS 89-90

## CONSUMER INFORMATION 91

## CONTACT THE DIVISION OF INSURANCE 91

## REVENUES, APPROPRIATIONS, AND EXPENDITURES (WHOLE DOLLARS)

FISCAL YEAR	2020	2021	2022	2023	2024
Fees	\$13,053,000	\$13,359,000	\$13,704,000	\$18,452,000**	\$15,918,000
Taxes & Penalties*	\$58,376,000	\$55,244,000	\$62,454,000	\$66,613,000	\$77,440,000
Total Revenue	\$71,429,000	\$68,603,000	\$76,159,000	\$85,065,000	\$93,358,000
Appropriation	\$7,864,700	\$7,832,700	\$8,176,500	\$10,585,400***	\$9,248,600
Expenditure	\$7,173,900	\$6,502,200	\$6,693,900	\$8,132,600	\$7,273,000

\*Includes Workers' Compensation tax transferred to Dept. of Labor.

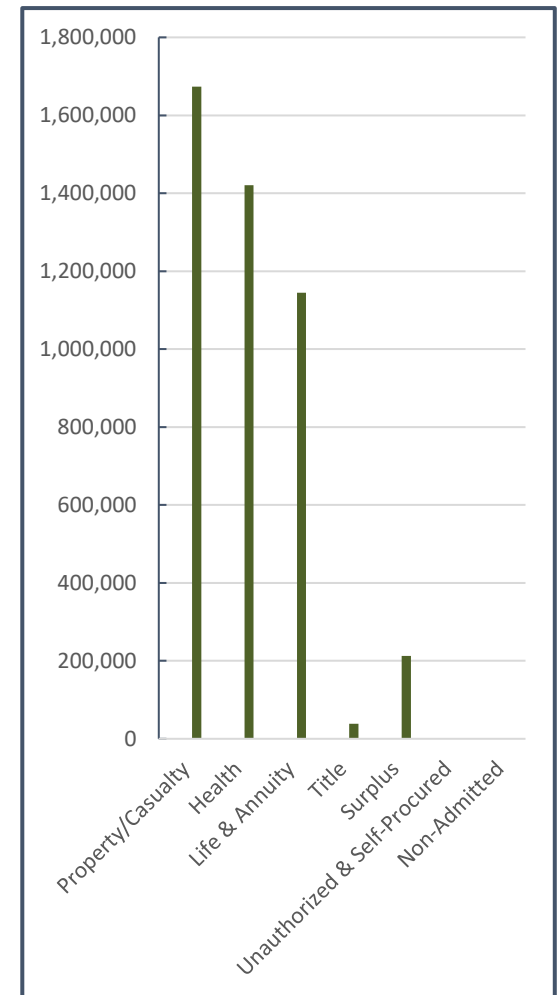
\*\*Includes a higher than normal retaliatory payment from one insurance company

\*\*\*See final authorized report

## TOTAL PREMIUMS WRITTEN (\$000)

CALENDAR YEAR	2019	2020	2021	2022	2023
<b>Property/Casualty</b> Includes Risk Retention Groups and Automobile Service Corporations	\$1,529,322	\$1,518,918	\$1,550,504	\$1,674,241	\$1,729,183
<b>Health</b> Includes Hospital and Medical Service Corporations, Fraternal, Life, and Property & Casualty	\$1,268,918	\$1,292,804	\$1,336,393	\$1,421,188	\$1,604,964
<b>Life &amp; Annuity</b> Includes Fraternal	\$905,176	\$791,932	\$960,974	\$1,144,499	\$1,155,682
<b>Title</b>	\$30,549	\$45,469	\$53,760	\$38,433	\$27,941
<b>Surplus</b> Includes Wet Marine	\$148,837	\$172,849	\$202,053	\$212,756	\$263,831
<b>Unauthorized &amp; Self-Procured</b> Direct Placement	\$1,867	\$759	\$700	\$1,154	\$2,106
<b>Non-Admitted</b>	\$782	\$775	\$805	\$793	\$1,007
<b>Total</b>	<b>3,885,450</b>	<b>3,823,506</b>	<b>4,105,189</b>	<b>4,493,064</b>	<b>4,784,714</b>

## CY 2023 PREMIUMS BY LINE



## PREMIUM TAX RATES

ADMITTED	%
Domestic and Foreign Life, Health, Property/Casualty, and Risk Retention Groups except Wet Marine and Transportation (Total direct premiums less dividends/returns)	2.70
Individual Life (Premium up to \$100,000) (Premium in excess of \$100,000)	2.70 0.08
Hospital and Medical Service Corporations (Gross premiums less claims paid)	6.00
Wet Marine and Transportation (Gross underwriting profit)	0.75
Automobile Service Corporations (Total direct premiums less dividends/returns)	2.70
Title (Gross premium)	1.00
Multiple Employer Welfare Arrangements (Total contributions less excess of loss and pass through premiums)	2.70

### SURPLUS LINES

Property/Casualty except Wet Marine and Transportation (Gross premiums less returned premiums)	2.70
Wet Marine and Transportation (Gross premiums)	0.75
Filing Fee for all Surplus Lines Transactions (Gross premiums less returned premiums)	1.00

### UNAUTHORIZED AND INDEPENDENTLY PROCURED

Wet Marine and Transportation (Gross premiums)	0.75
All Other Lines (Gross premiums)	3.70

## TAX CREDITS CLAIMED CY 2023

	CONTRIBUTION	CREDIT CLAIMED
Education (AS 21.96.070)	\$0	\$0

CY 2022 was the last year film credits could be claimed on the insurance annual premium tax reports.

### LATE PAYMENT FEE

Late fees are assessed at \$50 per month + 5% of the tax due per month or part of a month, up to a maximum of \$250 + 25% of the tax due and interest of 1% per month or part of a month.

If payment is not received by the Automated Clearing House payment method through OPTins, a penalty of 25% of the tax due is assessed, with a minimum of \$100 and maximum of \$2,000.

# ADMINISTRATIVE

**Bulletins 8**

**Regulatory Orders 8**

**Financial Examinations 8**

**Legislation 8**

**Disciplinary Orders 8**

## BULLETINS FY 2024

<b>B24-10</b>	Fair Treatment to Consumers Following the 2024 Storm Impacting Ketchikan
<b>B24-07</b>	Depreciation of Labor
<b>B24-06</b>	Insurer Responsibilities in Response to Changehealth Cyber Attack - Extended
<b>B24-05</b>	Closing Protection Letter
<b>B24-04</b>	Insurer Responsibilities in Response to Change Healthcare Cyber Attack
<b>B24-02</b>	Annual Survey on Health Insurance
<b>B24-01</b>	The Use of Artificial Intelligence Systems in Insurance

## REGULATORY ORDERS FY 2024

–	n/a
---	-----

## FINANCIAL EXAMS FY 2024

Exam #	Company Name	Exam Call	Public Report
<b>FE 23-01</b>	Alaska National Insurance Company	02/18/2022	02/06/2023

## LEGISLATION PASSED IN CY 2023

<b>N/A</b>	No legislation affecting the Division of Insurance was passed during this period
------------	--

## DISCIPLINARY ORDERS FY 2024

<b>D24-19</b>	Cochrane Agency, Inc. <i>(Stipulated Agreement and Order)</i>
<b>D24-18</b>	Stacia Means <i>(Stipulated Agreement and Order)</i>
<b>D24-17</b>	Phillip Edward Mattek <i>(Stipulated Agreement and Order)</i>
<b>D24-16</b>	Florida Insurance Center, Inc. <i>(Stipulated Agreement and Order)</i>
<b>D24-10</b>	Homer Insurance Center, Inc. <i>(Stipulated Agreement and Order)</i>
<b>D24-09</b>	Stuart Lyle <i>(Stipulated Agreement and Order)</i>
<b>D24-08</b>	American Senior Benefits, LLC <i>(Stipulated Agreement and Order)</i>
<b>D24-07</b>	Jose Colon <i>(Stipulated Agreement and Order)</i>
<b>D24-06</b>	Stewart Title Company <i>(Stipulated Agreement and Order)</i>
<b>D24-05</b>	Jerilyn Mariah Banks <i>(Stipulated Agreement and Order)</i>
<b>D24-04</b>	Rose Ann Lau <i>(Stipulated Agreement and Order)</i>
<b>D24-03</b>	Emily Smallwood <i>(Stipulated Agreement and Order)</i>
<b>D24-02</b>	Kenneth Ruffer <i>(Stipulated Agreement and Order)</i>
<b>D24-01a</b>	Pacific International Underwriters Inc. <i>(Stipulated Agreement and Order)</i>



# CONSUMER COMPLAINTS AND INVESTIGATIONS

- Consumer Complaints 10**
- Complaint Reasons 10**
- Complaints by Line 10**
- Complaint Cases by Year 10**
- Companies with Five or More Complaints 11**
- Investigations 11**
- External Healthcare Review Determinations 11**

## CONSUMER COMPLAINTS CY 2023

Reason for Complaint*	
<b>Claim Handling</b>	<b>174</b>
Adjuster Handling	4
Appeal Non-Compliance	1
Authorization Dispute	3
Cash Value	1
Claim Recoding/Bundling	1
Contributory Comparative Negligence	1
Co-pay, Deductible and Co-Insurance issues	5
Coverage Question	3
Claim Delay	45
Delivery of Policy	5
Denial of Claim	66
Emergency Services	1
Internal Appeal	1
Maximum Out of Pocket	3
Medical Necessity	9
Participating Provider Availability/Timely Access to Care	1
Post-Claim Underwriting	1
Out-of-Network Benefits	19
Prompt Pay	5
Recoupment	1

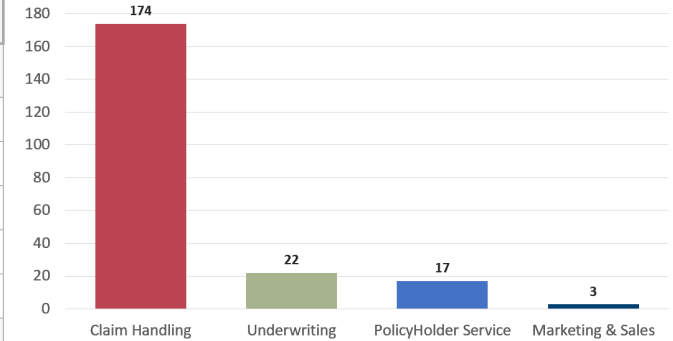
Reason for Complaint*	
Unsatisfactory Settlement/Offer	32
Usual, Customary, Reasonable (UCR) Charges	10
<b>Marketing &amp; Sales</b>	<b>3</b>
Misleading Advertising	3
Misrepresentation	3
<b>PolicyHolder Service</b>	<b>17</b>
Coverage Question	10
Delays/No Response	1
Delivery of Policy	3
Premium Notice/Billing	4
Premium Subsidy	2
Surrender Problems	2
Unsatisfactory Refund of Premium	1
<b>Underwriting</b>	<b>22</b>
Cancellation	6
CLUE Reports	1
Nonrenewal	5
Premium & Rating	9
Refusal to Insure	1
<b>Total Complaint Reasons</b>	<b>216</b>

\*Total complaints reportable to NAIC.

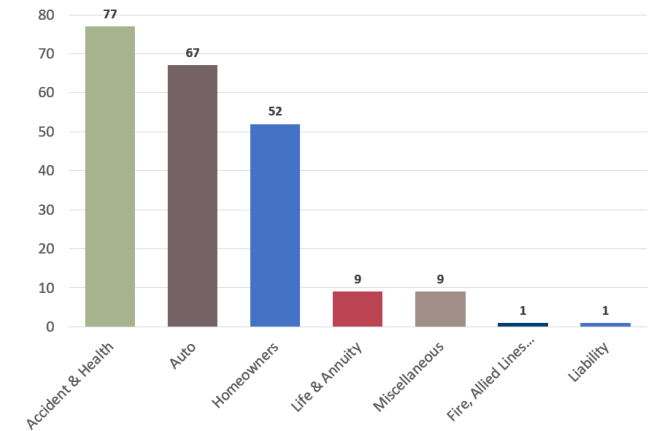
Multiple reasons may be assigned to a single complaint.

Complaints by Line*	
<b>Auto</b>	<b>67</b>
Commercial	2
Group Passenger	1
Motorcycle	2
Motorhome	2
Private Passenger	61
<b>Homeowners</b>	<b>52</b>
Homeowners	41
Renter/Tenants	2
Condo/Townhome	8
<b>Accident &amp; Health</b>	<b>77</b>
Group	19
Individual	58
<b>Liability</b>	<b>1</b>
General	1
<b>Life &amp; Annuities</b>	<b>9</b>
Group Life	1
Individual Life	8
<b>Miscellaneous</b>	<b>9</b>
Pet Insurance	1
Travel	5
Watercraft	2
Workers Compensation	1
<b>Fire Allied &amp; CMP</b>	<b>1</b>
Commercial Multi-Peril	1
<b>Total Complaints by Line</b>	<b>216</b>

### Complaint Reasons



### Complaints by Line



### Complaint Cases by Year

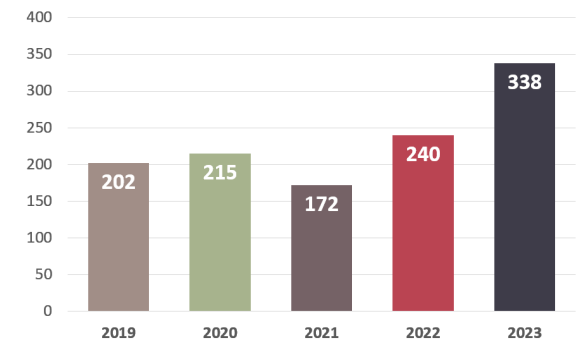


Chart reflects total complaints received in 2023.  
216 complaint cases were reportable to NAIC for 2023.

# CONSUMER COMPLAINTS CY 2023

## Companies with Five or More Complaints

	Alaska Direct Premiums (\$000)				% of AK Market	Expected # Based on % of Market*	Actual # of Complaints	Actual as % of Total
	Life	Health	P&C	Total				
Allstate Group	\$341	\$0	\$118,763	\$119,104	2.8%	6	13	6.0%
Berkshire Hathaway Group	\$2	\$0	\$142,159	\$142,162	3.3%	7	15	6.9%
State Farm	\$18,637	\$0	\$301,108	\$319,745	7.5%	16	36	16.7%
United Serv Automobile Assn	\$23,690	\$0	\$165,798	\$189,488	4.4%	10	20	9.3%
Liberty Mutual Group	\$0	\$0	\$137,453	\$137,453	3.2%	7	7	3.2%
Premera Blue Cross	\$0	\$1,174,045	\$0	\$1,174,045	27.4%	59	36	16.7%
Progressive Group	\$0	\$0	\$84,967	\$84,967	2.0%	4	16	7.4%
AETNA Life Insurance Company	\$341	\$0	\$0	\$341	0.0%	0	7	3.2%
Moda Health Plan	\$0	\$67,248	\$0	\$67,248	1.6%	3	19	8.8%
<b>Total Companies 5+ Complaints</b>	–	–	–	\$2,234,554	52.1%	113	169	78.2%
<b>Total All Other Companies</b>	–	–	–	\$2,051,409	47.9%	103	47	21.8%
<b>Total All Licensed Companies</b>	–	–	–	\$4,285,962	100.0%	100.0%	216	100.0%

Compiled using NAIC Standard Complaint Data Guidelines.  
 \*The anticipated number of complaints based on the company's total premium written in Alaska.

**In FY 2024, the Investigations Unit recovered \$70,000 in fraud cases and has prioritized its ability to investigate and solve cybercrimes tied to allegations of insurance fraud.**

## INVESTIGATIONS FY 2024

Type of Case	Cases Opened	Cases Closed	Convictions	Warning Letters	Licensing Actions
Agent Fraud	2	4	–	–	1
Bail Bonds	1	–	–	–	–
Case Assessment	–	–	–	–	–
Claimant Fraud	28	28	4	12	–
Insurance Document Fraud	4	5	1	2	–
WC Frivolous Controversion	1	1	–	–	1
Healthcare Fraud	1	1	1	–	–
Operating W/O License	1	1	–	–	1
Other Agency Assist	1	1	–	–	–
<b>Total Cases</b>	<b>38</b>	<b>40</b>	<b>6</b>	<b>14</b>	<b>3</b>

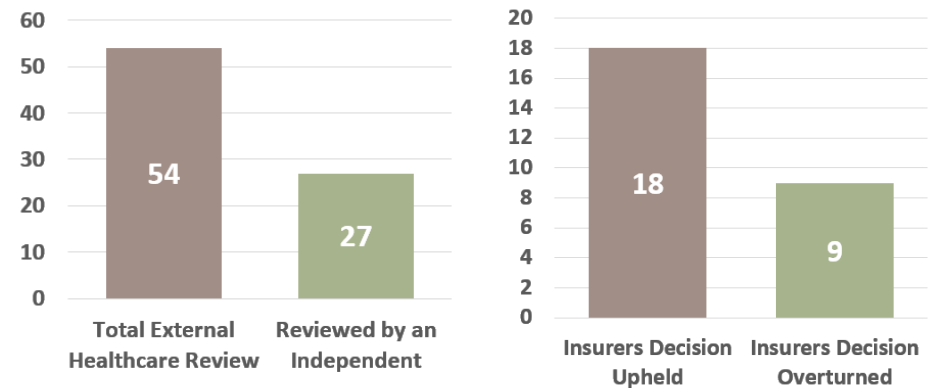
## Outcome

Claim Settled	2
Company Position Overturned	15
Company Position Substantiated	119
Compromised Settlement/Resolution	51
Question of Fact/Contract/Provision/Legal Issue	28
Referred to Other Division for Possible Disciplinary Action	1
Referred to Outside Agency/Dept	1

Note: A single complaint may be coded with multiple outcome codes.

**Consumer services assisted in the recovery of \$1,520,879 for consumers with complaints in CY 2023.**

## External Healthcare Review Determinations



# ACTUARIAL

**Rates and Forms 13**

**Advisory Organizations 13**

**Rating Organizations 13**

**Joint Underwriting Organizations 13**

**Alaska Automobile Plan 15**

**Workers' Compensation Assigned Risk Plan 16**

## RATES & FORMS CY 2023

### Filings Received

Approved	1,849
Authorized	644
Disapproved	20
Withdrawn	208
Other*	558
<b>Total</b>	<b>3,279</b>

\*Many of the filings in this category have been questioned and are pending responses from insurers to correct deficiencies.

## ADVISORY ORGANIZATIONS

Advisory organizations, licensed by the division under AS 21.39.100, are organizations of insurers that assist insurers and rating organizations in rate making by collecting and furnishing loss and loss expense statistics or by submitting recommended rates or loss costs to the division. Advisory organizations include entities referred to elsewhere as statistical agents. Advisory organizations do not make filings on behalf of insurers.

## RATING ORGANIZATIONS

Rating organizations, licensed by the division under AS 21.39.060, make filings on behalf of insurers. Rating organizations may file policy forms, manual rules, loss costs, or final rates on behalf of member and subscriber insurers and must allow all insurers that desire to become members to do so. All rating organizations and insurers may cooperate in rate making to the extent permitted under AS 21.39.

## JOINT UNDERWRITING ORGANIZATIONS

Joint underwriting organizations are groups of insurers formed to insure a specific risk (e.g. aviation, pollution, or large marine) that would otherwise be too large for one insurer to insure. Each individual insurer assumes a portion of the risk. Joint underwriting organizations are not licensed by the division but are subject to regulation under AS 21.39.110.

## ADVISORY ORGANIZATIONS

Organization	Contact	Address	Phone, Fax	Agent for Service	Address	Last Exam on File
Acord Corporation	Debra Sahler	One Blue Hill Plaza, 2nd Floor Pearl River, NY 19065	T (845) 535-6431	Corporation Service Company	8585 Old Dairy Road, #208 Juneau, AK 99801	N/A
American Association of Insurance Services	Kelly Grandy <i>Corporate Compliance</i>	701 Warrenville Road, #100 Lisle, IL 60532	T (630) 457-3289	Tessa Wilson Umialik Insurance Company	8585 Old Dairy Road, Suite 208 Juneau, AK 99801	12/31/2020 Multi-state led by IL
CyberAcuView, LLC	Monica Lindeen <i>Director of Regulatory Affairs</i>	8130 Lakewood Main Street Suite 103 #329 Lakewood Ranch, FL 34202	T (406) 698-4251	Registered Agents Inc	125 N Willow Street, Ste B Kenai, AK 99611	N/A
Hwy Loss Data Institute	Heather Newbill <i>Legal Analyst</i>	988 Dairy Road Ruckersville, VA 22968	T (434) 985-4600	Corporation Service Company	8585 Old Dairy Road, #208 Juneau, AK 99801	N/A
Independent Statistical Service (Subsidiary of Property Casualty Insurers Association of America)	Susan Miller <i>Senior Vice President &amp; General Manager</i>	8700 West Bryn Mawr, #1200S Chicago, IL 60631-3512	T (847) 553-3626 F (847) 297-5064	Corporation Service Company	8585 Old Dairy Road, #208 Juneau, AK 99801	12/31/2017 Multi-state led by IL
ISO Data, Inc	Mary Van Sise <i>Assistant Vice President Government Relations</i>	545 Washington Blvd, Jersey City, NJ 07310-1686	T (201) 469-2652	United States Corp Co	9360 Glacier Hwy, #202 Juneau, AK 99801	12/31/2016 Multi-state led by NJ
National Independent Statistical Service	David H. Conrad <i>President</i>	PO Box 68950 Indianapolis, IN 46268-0950	T (317) 876-6200 F (317) 876-6210	Delores Owen	9360 Glacier Hwy, #202 Juneau, AK 99801	12/31/2011 Multi-state by IN
Cube Content Governance, Inc. DBA Oden	Jayne Reynolds <i>Licensing Administrator</i>	1216 E. Kenosha, #144 Broken Arrow, OK 74012	T (763) 326-6930	Corporation Service Company	9360 Glacier Hwy, #202 Juneau, AK 99801	N/A

## RATING ORGANIZATIONS

Organization	Contact	Address	Phone, Fax	Agent for Service	Address	Last Exam on File	License Expires
Acord Corporation	Debra Sahler	One Blue Hill Plaza, 2nd floor Pearl River, NY 19065	T (845) 535-6431	Corporation Service Company	8585 Old Dairy Road, #208 Juneau, AK 99801	N/A	02/28/2025
AIPSO	David L. Kohlhammer President	302 Central Avenue Johnston, Rhode Island 02919	T (401) 946-2310 F (401) 528-1350	Corporation Service Company	8585 Old Dairy Road, #208 Juneau, AK 99801	06/30/2014 Multi-state led by RI	12/31/2026
Anywhere Insurance Services, LLC	Lu Wang	155 S Oxford Avenue, PH2 Los Angeles, CA 90004	T (732) 789-8275	Corporation Service Company	8585 Old Dairy Road, Suite 208 Juneau, AK 99801	N/A	07/25/2025
American Association of Insurance Services	Kelly Grandy Corporate Compliance	701 Warrenville Road, #100 Lisle, IL 60532	T (630) 457-3289	Corporation Service Company	8585 Old Dairy Road, Suite 208 Juneau, AK 99801	12/31/2020 Multi-state led by IL	11/30/2026
Arity, LLC	Tara Kozlowski Director	222 W Merchandise Mart Plaza, #875 Chicago, IL 60654	T (313) 383-5044	CT Corporation System	8585 Old Dairy Road, #208 Juneau, AK 99801	N/A	08/23/2026
Cambridge Mobile Telematics, Inc.	Matt Nezamabadi Director of Product Management, Risk	314 Main Street, #1200 Cambridge, MA 02142	T (617) 751-4141	CT Corporation System	9360 Glacier Hwy, #202 Juneau, AK 99801	N/A	04/12/2025
Insurance Services Office, Inc	Lauren D'Albero Manager, State Relations	545 Washington Blvd. Jersey City, NJ 07310-1686	T (201) 469-2017 F (201) 469-4011	United States Corporation Company	8585 Old Dairy Road, #208 Juneau, AK 99801	12/31/2016 Multi-state led by NJ	12/31/2027
National Council on Compensation Insurance	Todd Johnson State Relations Executive	2815 Townsgate Road, #210 Westlake Village, CA 91361	T (561) 893-3814	Corporate Creations Network, Inc	3085 Mountainwood Circle Juneau, AK 99801	12/31/2015 Multi-state led by FL, GA, ME, MD	02/17/2027
Octo Analytics, LLC	Bonny Sizelove Regulatory Manager	134 Rumford Ave, #302 Newton, MA 02466	T (619) 395-0156	Corporation Service Company	8585 Old Dairy Road, #208 Juneau, AK 99801	N/A	04/06/2027
The Surety & Fidelity Association of America	Barbara Feiff Vice President of Operations	1140 19th Street NW, #500 Washington, DC 20036	T (202) 463-0600 F (202) 463-0606	C. Russell Lewis, Esq. Oles, Morrison, Rinker & Baker	745 West Fourth Ave, #502 Anchorage, AK 99501	12/31/2017 Multi-state by DC	12/16/2025

## JOINT UNDERWRITING ORGANIZATIONS

Organization	Contact	Address	Phone, Fax	Last Exam on File
American Nuclear Insurers	Michael P. Cass VP and General Counsel	95 Glastonbury Blvd Glastonbury, CT 06033	T (860) 682-1301 F (860) 639-0002	12/31/1979 by CT
Associated Aviation Underwriters	Anthony R. Moschetta VP and General Counsel	51 John F. Kennedy Pkwy Short Hills, NJ 07078	T (973) 379-0941	11/30/2001 by NJ
Registered Mail Insurance Association	John L. Comeau Vice President	100 William Street 3rd Floor New York, NY 10038	T (212) 425-1470	09/30/1985 by FL
United States Aircraft Insurance Group	Nicholas Canelos SVP, General Counsel, and Secretary	125 Broad Street, 6th Floor New York, NY 10004	T (212) 859-3939	N/A

## ALASKA AUTOMOBILE PLAN

The Alaska Automobile Plan offers insurance for vehicle owners and operators unable to obtain insurance on a voluntary basis. Private passenger auto policy applications are submitted to the Automobile Insurance Plan Service office, a nonprofit management organization for groups administering the residual market, either directly or through an insurance agent, who then assigns the policies to insurers in proportion to each insurer's voluntary market share.

Commercial auto insurance is organized under a servicing carrier program. Currently, all commercial auto assigned risk business is handled by Progressive Casualty Insurance Company and all commercial auto insurers share in the profit or loss of this business based upon each insurer's voluntary market share.

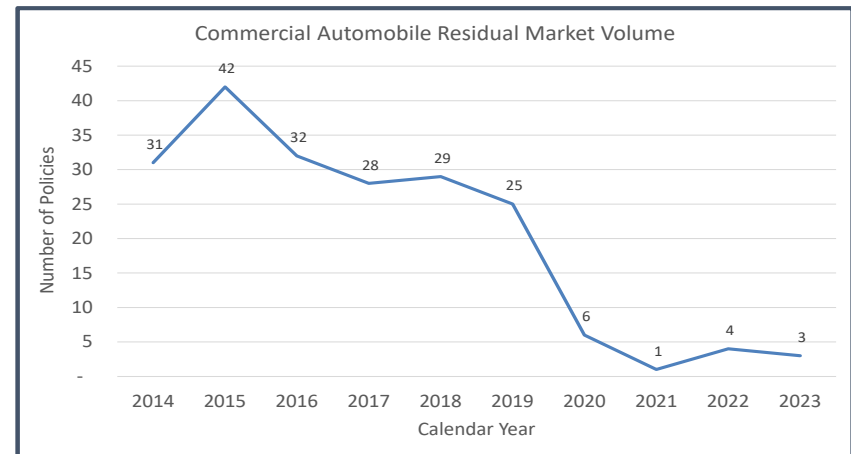
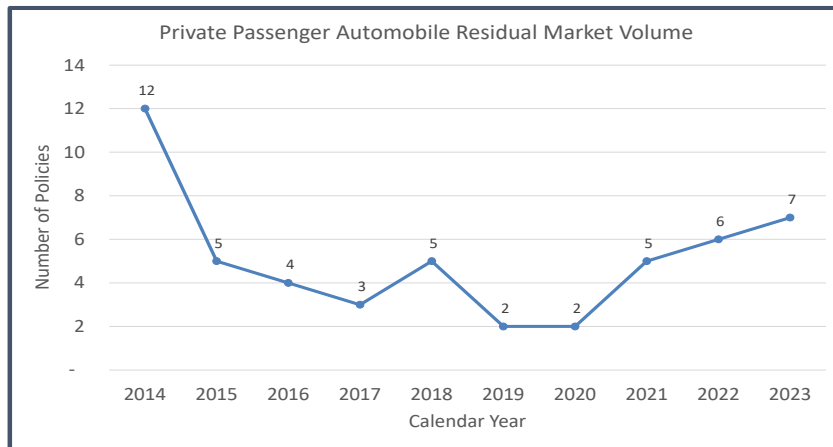
The number of residual market policies in both the Private Passenger and Commercial Auto categories has decreased significantly in the past number of years.

The long-term depopulation of the residual market is due in large part to insurers' increasing ability to accurately rate potential customers and collect adequate premium for the risk associated with each individual, allowing customers that would previously have been destined for the residual market to now be written in the voluntary market. The long-term downward trend in the Commercial Auto residual market has leveled off in recent years reflecting the reality that certain types of commercial auto risk remain undesirable to insurers due to the hazardous nature of their work.

For 2023, auto categories have decreased significantly in the past number of years, from the peak in 2012 and 2015, to seven and three respectively.

The premiums associated with the three Commercial Auto and seven Private Passenger Auto residual market policies represent 0.006% of total market premium.

## AUTOMOBILE RESIDUAL MARKET VOLUME

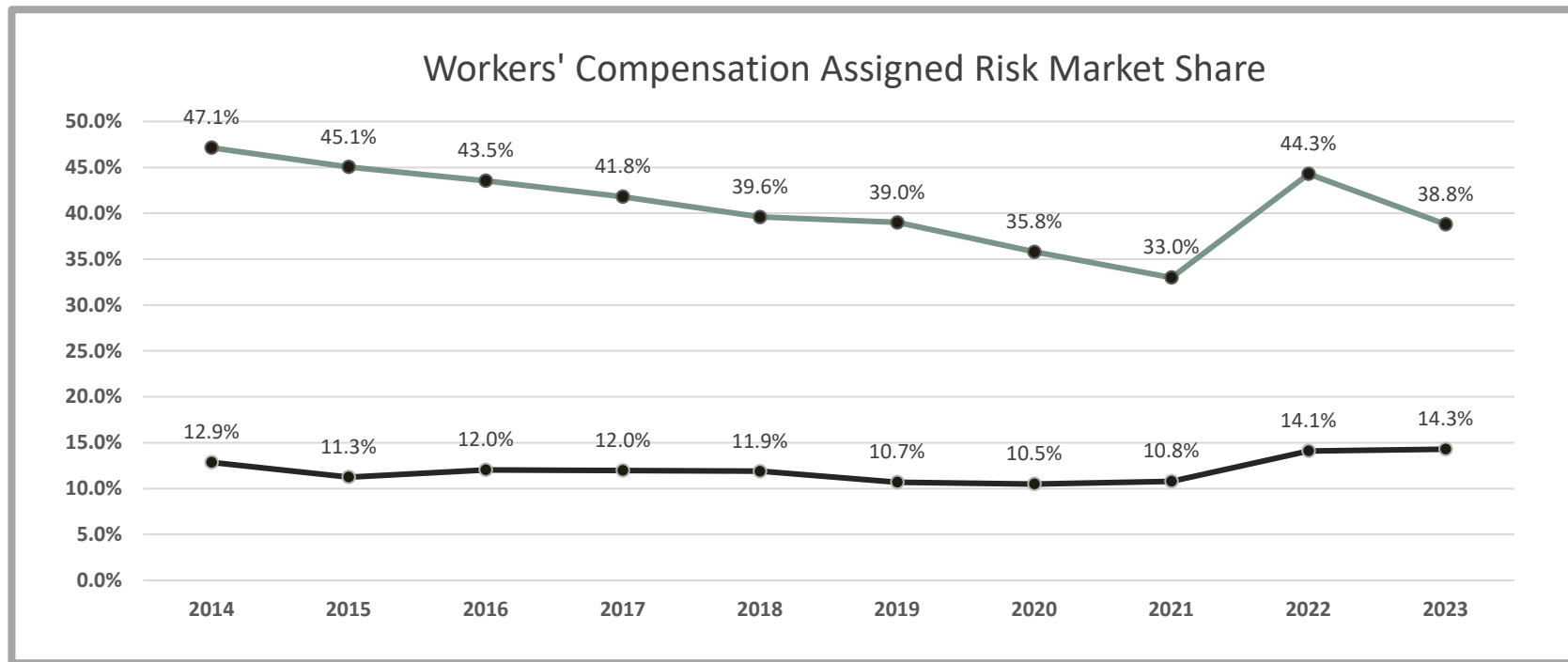


## WORKERS' COMPENSATION ASSIGNED RISK PLAN

Employers who are declined coverage by two non-affiliated insurers may obtain insurance through the Workers' Compensation Assigned Risk Plan by assignment to a servicing carrier. From January 1, 2025, through December 31, 2027, the servicing carriers are Alaska National Insurance Company, LM Insurance Corporation, AmGUARD Insurance Company, PA Manufacturers ASSN Insurance Company, and Travelers Property Casualty Company of America.

For 2023, the 5,781 assigned risk policies made up 38.8% of all workers' compensation policies. The \$26.4 million in premium was approximately 14.3% of total workers' compensation premium. Of the 5,781 assigned risk policies, 4,005 had premium less than \$2,500.

The market share of assigned risk policies, by policy count, peaked in 2003, and has generally exhibited a gradual decreasing trend since then. The market share by premium volume has exhibited a somewhat cyclical pattern over that time, reflecting changes in the mix of the size of assigned risk policyholders over time.





# PRODUCER LICENSING

Licensing Statistics by Class 18

Resident Licensing Examinations 19

# COMPANY CERTIFICATE OF AUTHORITY

Admitted By Type 20

New Admitted Insurers 20

Domestic Insurers 20

Authority Amendments 21

Suspension and Revocation Orders 21

Redomestications 21

Mergers and Surrenders 21

Name Changes 21

# LICENSING STATISTICS BY CLASS CY 2023

Data as of December 31, 2023

Class	Resident			Non-Resident			Total
	Business	Individual	Total	Business	Individual	Total	
Bail Bond Limited Producer	0	2	2	1	2	3	5
Controlling Insurance Producer	0	0	0	0	0	0	0
Credit Insurance Limited Producer	22	57	79	4	15	19	98
Crop Insurance Limited Producer	0	0	0	0	0	0	0
Exempt Independent Adjuster	0	0	0	0	2	2	2
Exempt Managing General Agent	0	0	0	38	3	41	41
Exempt Motor Vehicle Employee	0	830	830	0	3	3	833
Exempt Producer	0	0	0	0	0	0	0
Exempt Reinsurance Intermediary Broker	0	0	0	13	0	13	13
Exempt Reinsurance Intermediary Manager	0	0	0	2	0	2	2
Exempt Surplus Lines Broker	0	0	0	0	0	0	0
Exempt Third Party Administrator	3	0	3	289	0	289	292
Independent Adjuster	7	109	116	227	9,448	9,675	9,791
Independent Portable Electronics Adjuster	0	0	0	2	252	254	254
Insurance Producer	178	1,983	2,161	4,858	75,548	80,406	82,567
Managing General Agent	2	9	11	14	17	31	42
Miscellaneous Limited Producer	0	0	0	0	0	0	0
Motor Vehicle Rental Limited Producer	6	10	16	4	2	6	22
Motor Vehicle Service Contract Administrator	0	0	0	44	0	44	44
Motor Vehicle Service Contract Provider	1	0	1	112	0	112	113
Nonresident Limited Producer	0	0	0	0	3	3	3
Portable Electronics Limited Producer	0	0	0	22	35	57	57
Reinsurance Intermediary Broker	0	0	0	9	16	25	25
Reinsurance Intermediary Manager	0	0	0	2	3	5	5
Surplus Lines Broker	10	84	94	772	2,038	2,810	2,904
Temporary Managing General Agent	0	0	0	0	0	0	0
Temporary Producer	0	0	0	0	0	0	0
Third Party Administrator	0	0	0	113	114	227	227
Title Insurance Limited Producer	13	172	185	0	0	0	185
Trainee Independent Adjuster	0	4	4	0	0	0	4
Travel Insurance Limited Producer	10	14	24	123	588	711	735
Viatical Settlement Broker	0	0	0	4	6	10	10
Viatical Settlement Provider	0	0	0	1	1	2	2
Viatical Settlement Representative	0	0	0	0	0	0	0
<b>Totals:</b>	<b>252</b>	<b>3,274</b>	<b>3,526</b>	<b>6,654</b>	<b>88,096</b>	<b>94,750</b>	<b>98,276</b>

## RESIDENT LICENSING EXAMINATIONS CY 2023

TEST CENTER	First-Time Test Takers			Repeat Test Takers			Total		
Exam Type	Total	Pass #	Pass Rate	Total	Pass #	Pass Rate	Total	Pass #	Pass Rate
Accident & Health	119	75	63%	52	24	46%	171	99	58%
Adjuster	95	55	58%	54	18	33%	149	73	49%
Casualty	114	68	60%	63	29	46%	177	97	55%
Credit	0	0	—	0	0	—	0	0	—
Life	216	125	58%	119	34	29%	335	159	47%
Personal Lines	19	11	58%	14	4	29%	33	15	45%
Property	114	69	61%	65	28	43%	179	97	54%
Surplus Lines	2	2	100%	0	0	—	2	2	100%
Title	17	6	35%	24	13	54%	41	19	46%
<b>Total</b>	<b>696</b>	<b>411</b>	<b>59%</b>	<b>391</b>	<b>150</b>	<b>38%</b>	<b>1,087</b>	<b>561</b>	<b>52%</b>

ONLINE PROCTOR	First-Time Test Takers			Repeat Test Takers			Total		
Exam Type	Total	Pass #	Pass Rate	Total	Pass #	Pass Rate	Total	Pass #	Pass Rate
Adjuster	44	27	61%	17	10	59%	61	37	61%
Accident & Health	48	38	79%	14	6	43%	62	44	71%
Casualty	31	17	55%	15	8	53%	46	25	54%
Credit	0	0	—	0	0	—	0	0	—
Life	93	63	68%	29	13	45%	122	76	62%
Personal Lines	8	3	38%	5	1	20%	13	4	31%
Property	32	21	66%	9	2	22%	41	23	56%
Surplus Lines	1	1	100%	0	0	—	1	1	100%
Title	2	1	50%	0	0	—	2	1	50%
<b>Total</b>	<b>259</b>	<b>171</b>	<b>66%</b>	<b>89</b>	<b>40</b>	<b>44%</b>	<b>348</b>	<b>211</b>	<b>61%</b>

All exams administered by Pearson Vue, Inc.

## COMPANY CERTIFICATE OF AUTHORITY ADMITTED BY LINE TYPE FY 2024

Line Type	Domestic	Foreign
Automobile Service Corporations	0	12
Air Ambulance Providers	1	2
Fraternal Benefit Societies	0	8
Health Insurance	0	28
Health Maintenance Organization	0	1
Hospital and Medical Service Corporation	0	1
Life, Annuity, & Health	0	368
Property & Casualty	2	715
Title	0	13
Reciprocal	1	0
<b>Total</b>	<b>4</b>	<b>1147</b>

## DOMESTIC INSURERS

Name	Address	Telephone	Lines	Authorized
Alaska National Insurance Company	7001 Jewel Lake Rd Anchorage, AK 99502-2800	(907) 248-2642	Health, Property, Casualty, Surety, Marine, Wet Marine, Transportation	9/30/1980
ARECA Insurance Exchange	703 West Tudor Rd, Ste 200 Anchorage, AK 99503-6650	(907) 771-5700	Health, Property, Casualty, Surety, Marine, Wet Marine, Transportation	12/30/1983
Umialik Insurance Company	725 E. Fireweed Lane, Suite 500 Anchorage, Alaska 99503	(907) 338-5445 (888) 590-5445	Health, Property, Casualty, Surety, Marine, Wet Marine, Transportation	6/10/1981

## NEW ADMITTED INSURERS FY 2024

NAIC company codes and names listed

### Health

84679 American Specialty Health Insurance Company

### Fraternal Benefit Society

56030 Trusted Fraternal Life

### Life/Health

60004 American Farmers & Ranchers Life Insurance Co  
 89004 RGA Life And Annuity Insurance Company  
 97152 Plateau Insurance Company  
 88153 CL Life and Annuity Insurance Company  
 93459 Pan-American Assurance Company  
 71390 Puritan Life Insurance Company of America  
 16755 ManhattanLife of America Insurance Company  
 89427 Stellar National Life Insurance Company  
 17466 Delaware Life and Annuity Company

### Property

10810 Republic Fire and Casualty Insurance Company  
 32867 Universal Fire & Casualty Insurance Company  
 11981 Westguard Insurance Company  
 16219 Omaha National Insurance Company  
 13234 Wilshire Insurance Company  
 17133 State Farm Classic Insurance Company  
 26395 Obsidian Pacific Insurance Company  
 10251 American Underwriters Insurance Company  
 42897 GM National Insurance Company  
 13210 Copperpoint Casualty Insurance Company  
 16632 National Builders Insurance Company  
 43974 Greenwood Insurance Company  
 12773 Prescient National Insurance Company  
 28860 Clear Blue Insurance Company  
 12741 Copperpoint Premier Insurance Company  
 11828 Stonewood Insurance Company  
 11705 XLNT Insurance Company  
 17136 Fidelity Security Assurance Company  
 43389 Service Lloyds Insurance Company, a Stock Company

## AUTHORITY AMENDMENTS FY 2024

NAIC #	Company Name	Authority Change	Entry Date
31380	American Surety Company	Add Liability	7/5/2023
13183	Eagle Life Insurance Company	Add Variable Annuity	10/19/2023
37923	Geico Marine Insurance Company	Add Property, Vehicle, Livestock, Liability, & Elevator	2/7/2024
20338	Palomar Specialty Insurance Company	Add Liability & Miscellaneous	3/27/2024
10810	Republic Fire And Casualty Insurance Company	Add Property	5/9/2024

## REDOMESTICATIONS FY 2024

NAIC #	Company Name	From	To	Effective
36927	Colony Specialty Insurance Company	OH	IL	11/28/2023
62952	Silac Insurance Company	UT	IN	11/29/2023
37621	Toyota Motor Insurance Company	IA	AZ	2/14/2024
15563	Clear Spring Property And Casualty Company	TX	IN	2/14/2024
13978	Florists Mutual Insurance Company	IL	WI	2/29/2024
25585	Watford Insurance Company	NJ	MO	3/6/2024
99600	American Century Life Insurance Company	TX	OH	5/3/2024

## MERGERS AND SURRENDERS FY 2024

NAIC #	Company Name	Action	Effective
16628	MODA Assurance Company	Merged Into 47098	12/27/2023
33022	AXA Insurance Company	Merged into 36552	10/10/2023
38687	Alaska Timber Insurance, Inc.	Sold to 11831	12/27/2023

## SUSPENSION AND REVOCATION ORDERS FY 2024

Order #	NAIC #	Company Name	Action	Effective
SR23-09	22705	R&Q Reinsurance Company	Revocation	8/17/2023
SR23-12	24678	Arrowood Indemnity Company	Revocation	1/22/2024
SR24-07	25755	Go Insurance Company	Revocation	3/21/2024

## NAME CHANGES FY 2024

NAIC #	Old Company Name	New Company Name	Effective
36463	Discover Property & Casualty Insurance Company	Travco Personal Insurance Company	8/1/2023
80314	Unicare Life & Health Insurance Company	Wellpoint Life And Health Insurance Company	9/11/2023
67172	Ohio National Life Insurance Company	Augustar Life Insurance Company	10/2/2023
89206	Ohio National Life Assurance Corporation	Augustar Life Assurance Corporation	10/2/2023
93777	Pavonia Life Insurance Company Of Michigan	Revel One Insurance Company	11/16/2023
91785	Sterling National Life Insurance Company, Inc.	Independent Life Insurance Company	12/29/2023
15350	West Bend Mutual Insurance Company	West Bend Insurance Company	1/1/2024
42897	Onstar National Insurance Company	GM National Insurance Company	1/11/2024
21075	Transverse Insurance Company	MS Transverse Insurance Company	1/16/2024
60232	Lombard International Life Assurance Company	Axcelus Financial Life Insurance Company	1/22/2024
14265	Indiana Lumbermens Insurance Company	HDI Global Select Insurance Company	3/15/2024
85189	Western United Life Assurance Company	Western United Life Insurance Company	3/28/2024
30180	Assured Guaranty Corp	Assured Guaranty Inc	5/24/2024
n/a	Mercer Financial Services Professional RPG	Financial Services Professional Risk Purchasing Group	12/20/2023

# LIFE INSURERS

**Recap** 23

**Admitted Companies** 24-28

**Life Market Share** 29

**Annuity Market Share** 30

**Total Business** 31-39

## LIFE ANNUITY RECAP CY 2023 (\$000)

	Issued During the Year	In Force December 31	Life Insurance	Annuity Considerations
Credit Life	764	10,743	(1)	15
Group	2,303,737	32,846,098	61,017	37,739
Individual	4,272,376	53,591,810	574,160	455,036
Industrial	—	2,765	14	—
<b>Total</b>	<b>6,582,020</b>	<b>86,980,861</b>	<b>635,206</b>	<b>520,476</b>

Note: In 2019, the NAIC merged not-for-profit, member-owned organizations offering insurance as a primary benefit to its members (fraternal companies) into the Life/Health company annual statement. Fraternal companies will no longer be displayed separately.

## ADMITTED COMPANIES CY 2023 - LIFE (\$000)

NAIC #	Company Name	Assets	Surplus	NAIC #	Company Name	Assets	Surplus	NAIC #	Company Name	Assets	Surplus
80985	4 Ever Life Ins Co	184,231	81,251	81213	American Maturity Life Ins Co	30,746	16,460	61239	Bankers Fidelity Life Ins Co	163,181	38,299
77879	5 Star Life Ins Co	321,120	39,122	67989	American Memorial Life Ins Co	4,667,599	263,697	61263	Bankers Life & Cas Co	21,140,315	1,033,221
71854	AAA Life Ins Co	829,613	222,742	60739	American Natl Ins Co	29,835,484	2,362,647	94250	Banner Life Ins Co	10,385,806	637,008
71471	Ability Ins Co	1,179,380	34,766	71773	American Natl Life Ins Co Of TX	145,385	53,613	61395	Beneficial Life Ins Co	1,808,356	207,034
62200	Accordia Life & Ann Co	12,575,420	681,229	60801	American Public Life Ins Co	92,564	25,779	64890	Berkley Life & Hlth Ins Co	657,655	445,561
60348	Ace Life Ins Co	38,926	8,172	60836	American Republic Ins Co	1,890,608	557,535	62345	Berkshire Hathaway Life Ins Co NE	24,129,022	10,507,570
60054	Aetna Life Ins Co	27,182,043	7,210,191	60895	American United Life Ins Co	37,146,127	1,153,916	71714	Berkshire Life Ins Co of Amer	5,194,336	199,553
90611	Allianz Life Ins Co Of N Amer	177,865,641	7,033,808	61999	Americo Fin Life & Ann Ins Co	7,165,489	800,819	90638	Best Life & Hlth Ins Co	29,958	20,843
60216	Amalgamated Life Ins Co	151,132	69,487	61301	Ameritas Life Ins Corp	27,217,336	1,925,163	62383	Bestow Life Ins Co	91,181	7,304
68594	American Amicable Life Ins Co Of TX	483,663	146,778	72222	Amica Life Ins Co	1,460,379	383,173	61476	Boston Mut Life Ins Co	1,663,806	265,210
60275	American Bankers Life Assur Co Of FL	230,297	68,170	93661	Annuity Investors Life Ins Co	2,770,085	427,508	87726	Bighthouse Life Ins Co	189,265,214	4,622,744
66001	American Benefit Life Ins Co	274,065	33,641	61069	Anthem Life Ins Co	777,156	209,288	76694	Canada Life Reins Co	51,855	34,544
99600	American Century Life Ins Company	161,239	14,349	71455	Arch Life Ins Co of Amer	8,987	8,397	61581	Capitol Life Ins Co	795,716	60,245
92738	American Equity Invest Life Ins Co	59,829,070	3,730,940	67423	Aspida Life Ins Co	3,080,855	352,026	11997	Caterpillar Life Ins Co	105,297	67,721
60380	American Family Life Assur Co of Col	16,242,641	2,880,562	71439	Assurity Life Ins Co	2,503,494	434,399	61735	Central Security Life Ins Co	75,327	6,439
60399	American Family Life Ins Co	5,177,361	546,305	68039	Athene Ann & Life Assur Co of NY	5,248,337	290,001	61751	Central States H & L Co Of Omaha	410,873	196,950
60004	American Farmers & Ranchers Life Ins	37,592	4,445	61689	Athene Ann & Life Co	201,980,451	2,875,879	80896	Centre Life Ins Co	1,300,645	69,892
60410	American Fidelity Assur Co	7,984,183	690,295	61492	Athene Annuity & Life Assur Co	36,619,934	3,143,631	61832	Chesapeake Life Ins Co	273,792	87,841
60429	American Fidelity Life Ins Co	373,927	66,074	61115	Atlantic Coast Life Ins Co	1,025,344	111,127	61875	Church Life Ins Corp	209,540	78,394
60488	American Gen Life Ins Co	229,771,113	8,929,308	89206	Augustar Life Assur Corp	3,302,052	256,692	67369	Cigna Hlth & Life Ins Co	16,394,698	7,121,073
60534	American Heritage Life Ins Co	2,340,201	346,253	67172	Augustar Life Ins Co	24,644,485	1,952,848	88153	CL Life & Ann Ins Co	232,195	10,881
60518	American Hlth & Life Ins Co	1,170,323	279,264	61182	Aurora Natl Life Assur Co	2,661,916	203,393	83607	Clear Spring Life & Ann Co	15,504,845	1,161,535
60577	American Income Life Ins Co	5,296,153	405,577	61212	Baltimore Life Ins Co	1,281,526	77,310	93432	CM Life Ins Co	7,544,622	1,905,143
								62626	CMFG Life Ins Co	28,399,855	2,952,771



## ADMITTED COMPANIES CY 2023 - LIFE (\$000)

NAIC #	Company Name	Assets	Surplus	NAIC #	Company Name	Assets	Surplus	NAIC #	Company Name	Assets	Surplus
62049	Colonial Life & Accident Ins Co	3,807,198	481,908	68276	Employers Reassur Corp	29,928,979	3,165,528	67652	First Penn Pacific Life Ins Co	1,050,692	94,504
62065	Colonial Penn Life Ins Co	941,390	99,114	93629	Empower Ann Ins Co	92,005,793	937,165	91642	Forethought Life Ins Co	57,338,428	2,850,897
62103	Columbian Mut Life Ins Co	1,422,757	29,199	68322	Empower Ann Ins Co of Amer	72,153,033	3,843,276	86630	Fortitude Life Ins & Ann Co	32,594,621	750,402
99937	Columbus Life Ins Co	4,583,656	409,592	71323	Entrada Life Ins Co	8,915	8,208	99775	Funeral Directors Life Ins Co	2,111,374	173,728
62146	Combined Ins Co Of Amer	2,534,406	249,606	62880	Equitable Financial Life & Ann Co	560,242	145,261	15691	Gainbridge Life Ins Co	177,443	60,041
81426	Commercial Travelers Life Ins Co	8,509	7,814	62944	Equitable Financial Life Ins Co	226,696,313	1,699,336	63657	Garden State Life Ins Co	65,906	23,414
84824	Commonwealth Ann & Life Ins Co	77,374,759	4,313,972	78077	Equitable Financial Life Ins Co of A	32,491,080	4,408,491	56685	GBU Financial Life	4,426,034	302,304
77828	Companion Life Ins Company	712,031	446,514	62510	Equitrust Life Ins Co	27,192,993	2,418,373	86258	General Re Life Corp	5,327,655	1,331,289
62308	Connecticut Gen Life Ins Co	21,502,838	7,852,627	70866	Everlake Assur Co	120,735	49,645	65536	Genworth Life & Ann Ins Co	17,133,905	895,027
71730	Continental Amer Ins Co	1,336,740	397,785	60186	Everlake Life Ins Co	25,776,514	1,837,768	70025	Genworth Life Ins Co	40,924,976	3,359,171
71404	Continental Gen Ins Co	4,735,603	567,000	97241	Everly Life Ins Co	448,081	65,865	70939	Gerber Life Ins Co	5,945,569	648,702
68365	Corporate Solutions Life Reins Co	21,662,094	1,429,516	77968	Family Heritage Life Ins Co Of Amer	1,893,378	159,937	91472	Globe Life & Accident Ins Co	5,551,711	407,347
94218	Country Investors Life Assur Co	338,116	229,428	63053	Family Life Ins Co	136,390	30,385	63967	Government Personnel Mut Life Ins Co	773,650	81,185
62553	Country Life Ins Co	10,103,082	1,652,021	74004	Family Serv Life Ins Co	226,933	36,489	90212	Great Southern Life Ins Co	167,163	27,386
82880	CSI Life Ins Co	24,084	19,027	60230	Farmers Life Ins Co	309,622	16,905	64211	Guarantee Trust Life Ins Co	874,761	192,375
71129	Dearborn Life Ins Co	1,224,579	467,194	63177	Farmers New World Life Ins Co	2,299,310	527,358	78778	Guardian Ins & Ann Co Inc	11,793,123	483,551
62634	Delaware Amer Life Ins Co	110,362	62,473	63223	Federal Life Ins Co	319,336	55,619	64246	Guardian Life Ins Co Of Amer	80,266,183	9,072,359
79065	Delaware Life Ins Co	46,090,865	2,562,248	63274	Fidelity & Guar Life Ins Co	56,365,632	2,009,473	88340	Hannover Life Reassur Co of Amer	19,184,978	599,978
97705	Direct Gen Life Ins Co	19,995	5,224	93696	Fidelity Investments Life Ins Co	41,294,688	1,014,933	70815	Hartford Life & Accident Ins Co	13,059,066	2,748,478
13183	Eagle Life Ins Co	3,860,232	300,662	63290	Fidelity Life Assn A Legal Reserve L	421,446	94,349	92711	HCC Life Ins Co	1,670,695	793,766
84174	ELCO Mut Life & Ann	1,036,750	82,955	71870	Fidelity Security Life Ins Co	989,148	347,964	66141	Health Net Life Ins Co	560,360	389,628
85561	Elips Life Ins Co	66,091	51,763	69140	First Allmerica Fin Life Ins Co	15,651,384	135,372	66214	Heartland Natl Life Ins Co	15,970	6,532
62928	EMC Natl Life Co	771,477	104,996	56332	First Cath Slovak Ladies Assn USA	1,103,677	108,695	64394	Heritage Life Ins Co	8,282,235	885,602

## ADMITTED COMPANIES CY 2023 - LIFE (\$000)

NAIC #	Company Name	Assets	Surplus	NAIC #	Company Name	Assets	Surplus	NAIC #	Company Name	Assets	Surplus
93440	HM Life Ins Co	848,218	492,697	65331	Liberty Natl Life Ins Co	9,298,500	683,824	65978	Metropolitan Life Ins Co	344,217,125	11,592,908
64505	Homesteaders Life Co	3,862,380	193,700	65498	Life Ins Co Of N Amer	9,394,380	1,859,660	97136	Metropolitan Tower Life Ins Co	54,447,978	2,461,310
64513	Horace Mann Life Ins Co	8,969,862	458,771	65528	Life Ins Co Of The Southwest	32,742,548	2,308,777	66087	Mid West Natl Life Ins Co Of TN	24,097	13,845
91693	IA Amer Life Ins Co	316,018	159,809	97691	Life Of The South Ins Co	161,447	45,525	66044	Midland Natl Life Ins Co	78,231,379	4,898,593
69272	Ibexis Life & Ann Ins Co	684,456	88,315	91898	Lifecare Assur Co	81,672	23,135	66109	Midwestern United Life Ins Co	247,818	164,745
97764	Idealife Ins Co	23,005	19,209	97985	LifeMap Assur Co	101,023	64,438	66168	Minnesota Life Ins Co	62,244,454	3,275,960
64602	Independence Life & Ann Co	3,278,776	210,608	77720	LifeSecure Ins Co	695,034	61,839	70416	MML Bay State Life Ins Co	5,109,593	232,724
91785	Independent Life Ins Co	958,918	98,700	65595	Lincoln Benefit Life Co	11,725,168	287,666	81442	Monitor Life Ins Co Of NY	18,446	17,559
58068	Independent Order Of Foresters Us Br	4,091,020	321,403	65927	Lincoln Heritage Life Ins Co	1,247,864	115,560	66370	Mony Life Ins Co	6,180,357	355,160
81779	Individual Assur Co Life Hlth & Acc	17,939	9,059	62057	Lincoln Life & Ann Co of NY	16,320,906	1,032,609	66346	Munich Amer Reassur Co	10,336,350	712,977
14406	Industrial Alliance Ins & Fin Serv I	332,509	19,819	65676	Lincoln Natl Life Ins Co	277,076,646	7,829,515	69604	Munich Re US Life Corp	9,416	8,488
74780	Integrity Life Ins Co	9,057,180	1,327,494	60232	Lombard Intl Life Assur Co	9,782,995	24,806	88668	Mutual Of Amer Life Ins Co	24,074,666	522,797
64904	Investors Heritage Life Ins Co	2,480,956	184,479	65722	Loyal Amer Life Ins Co	438,276	147,920	71412	Mutual Of Omaha Ins Co	10,978,763	3,984,040
63487	Investors Life Ins Co N Amer	453,979	34,121	73504	Lumico Life Ins Co	136,146	78,223	93734	Nassau Life & Ann Co	3,943,934	175,819
65056	Jackson Natl Life Ins Co	269,577,111	4,652,622	65781	Madison Natl Life Ins Co Inc	228,579	90,016	67814	Nassau Life Ins Co	14,250,698	318,427
64017	Jefferson Natl Life Ins Co	10,934,473	141,868	65870	Manhattan Life Ins Co	543,815	78,977	61409	National Benefit Life Ins Co	750,344	159,028
65080	John Alden Life Ins Co	257,867	63,131	67083	Manhattan Natl Life Ins Co	132,078	16,810	66540	National Farmers Union Life Ins Co	146,817	30,333
93610	John Hancock Life & Hlth Ins Co	18,101,848	1,535,978	61883	ManhattanLife Ins & Ann Co	920,962	258,508	66583	National Guardian Life Ins Co	4,930,643	493,649
65838	John Hancock Life Ins Co USA	253,098,854	11,415,273	65935	Massachusetts Mut Life Ins Co	324,866,097	28,876,661	82538	National Hlth Ins Co	204,113	93,199
65129	Kansas City Life Ins Co	3,250,491	277,625	63312	MassMutual Ascend Life Ins Co	46,988,764	3,050,951	66680	National Life Ins Co	11,789,900	3,058,678
58033	Knights Of Columbus	30,325,617	2,838,252	69515	Medamerica Ins Co	1,204,546	32,704	87963	National Teachers Assoc Life Ins Co	693,409	58,397
65242	Lafayette Life Ins Co	7,026,895	455,254	79987	Medico Corp Life Ins Co	75,445	28,516	66850	National Western Life Ins Co	9,803,486	1,665,023
68543	Liberty Bankers Life Ins Co	2,683,229	334,037	31119	Medico Ins Co	92,102	33,169	92657	Nationwide Life & Ann Ins Co	56,192,954	3,231,807
				86126	Members Life Ins Co	387,391	55,370				

## ADMITTED COMPANIES CY 2023 - LIFE (\$000)

NAIC #	Company Name	Assets	Surplus	NAIC #	Company Name	Assets	Surplus	NAIC #	Company Name	Assets	Surplus
66869	Nationwide Life Ins Co	177,190,259	11,233,190	74900	PartnerRe Life Reins Co of Amer	480,643	90,272	61700	Renaissance Life & Hlth Ins Co of Am	97,266	54,792
98205	Natl Foundation Life Ins Co	99,521	61,846	67598	Paul Revere Life Ins Co	616,054	215,977	68462	Reserve Natl Ins Co	151,631	55,825
91626	New England Life Ins Co	8,069,864	140,601	93262	Penn Ins & Ann Co	12,310,828	859,752	61506	Resource Life Ins Co	6,151	6,069
91596	New York Life Ins & Ann Corp	194,314,638	8,929,136	67644	Penn Mut Life Ins Co	30,729,463	2,864,542	93777	Revol One Ins Co	919,867	80,602
66915	New York Life Ins Co	231,901,617	25,294,076	67784	Philadelphia Amer Life Ins Co	452,320	109,067	89004	RGA Life & Ann Ins Co	7,689,016	3,206,167
66974	North Amer Co Life & Hlth Ins	39,625,116	2,040,935	93548	PHL Variable Ins Co	3,898,099	-134,787	93572	RGA Reins Co	51,877,563	2,436,707
69000	Northwestern Long Term Care Ins Co	365,073	258,338	72125	Physicians Life Ins Co	1,738,836	189,122	65005	RiverSource Life Ins Co	105,117,441	3,057,126
67091	Northwestern Mut Life Ins Co	358,828,606	30,310,237	80578	Physicians Mut Ins Co	2,829,719	1,220,235	60183	S USA Life Ins Co Inc	7,431,790	400,917
81353	NYLIFE Ins Co Of AZ	388,957	308,304	67873	Pioneer Amer Ins Co	137,790	39,720	60176	SBLI USA Life Ins Co Inc	3,227,899	182,711
67148	Occidental Life Ins Co Of NC	317,485	45,958	97152	Plateau Ins Co	31,980	21,165	64688	SCOR Global Life Amer Reins Co	838,893	132,833
68446	Oceanview Life & Annuity Co	8,385,634	621,756	65919	Primerica Life Ins Co	2,314,035	781,222	87017	SCOR Global Life Re Ins Co of DE	343,195	103,709
67180	Ohio State Life Ins Co	374,986	49,237	61271	Principal Life Ins Co	227,332,614	4,753,387	93742	Securian Life Ins Co	2,935,359	513,456
67261	Old Republic Life Ins Co	95,662	49,912	71161	Principal Natl Life Ins Co	1,084,049	81,017	68675	Security Benefit Life Ins Co	53,590,941	5,929,423
76007	Old United Life Ins Co	138,760	96,973	68136	Protective Life Ins Co	82,597,474	5,316,665	68713	Security Life Of Denver Ins Co	34,652,011	1,477,087
13100	Omaha Ins Co	97,122	47,406	67903	Provident Amer Life & Hlth Ins Co	18,576	17,719	68772	Security Mut Life Ins Co Of NY	3,148,615	182,136
69647	Optum Ins of OH Inc	352,284	48,941	68195	Provident Life & Accident Ins Co	5,952,115	661,304	69485	Security Natl Life Ins Co	775,060	76,331
76112	Oxford Life Ins Co	3,072,922	241,722	68209	Provident Life & Cas Ins Co	875,917	176,394	78662	Senior Life Ins Co	104,734	11,313
64343	Pacific Guardian Life Ins Co Ltd	1,318,792	82,705	79227	Pruco Life Ins Co	167,303,435	5,160,579	68810	Sentry Life Ins Co	9,602,769	385,706
97268	Pacific Life & Ann Co	10,493,689	544,583	68241	Prudential Ins Co Of Amer	299,674,182	16,085,374	89958	Shelterpoint Ins Co	16,454	10,405
67466	Pacific Life Ins Co	193,235,443	11,792,069	68357	Reliable Life Ins Co	50,218	16,276	68845	Shenandoah Life Ins Co	2,046,121	104,924
67539	Pan Amer Life Ins Co	3,560,010	438,381	68381	Reliance Standard Life Ins Co	23,245,455	2,490,125	62952	SILAC Ins Co	10,393,473	426,360
60003	Park Avenue Life Ins Co	177,264	47,313	67105	Reliastar Life Ins Co	13,124,012	1,446,527	57142	Sons Of Norway	216,182	11,278
71099	Parker Centennial Assur Co	105,285	49,274	61360	Reliastar Life Ins Co Of NY	2,053,490	456,065	69019	Standard Ins Co	35,612,399	1,642,186

## ADMITTED COMPANIES CY 2023 - LIFE (\$000)

NAIC #	Company Name	Assets	Surplus	NAIC #	Company Name	Assets	Surplus	NAIC #	Company Name	Assets	Surplus	
86355	Standard Life & Accident Ins Co	67,909	32,955	60142	TIAA Cref Life Ins Co	18,110,294	831,926	80802	US Br Sun Life Assur Co of Canada	19,063,150	883,976	
71706	Standard Life & Cas Ins Co	49,343	11,732	92908	Tier One Ins Co	86,608	51,301	80659	US Business of Canada Life Assur Co	4,672,825	244,172	
69078	Standard Security Life Ins Co Of NY	199,001	101,161	69566	Trans World Assur Co	347,507	88,029	84530	US Financial Life Ins Co	264,558	93,266	
68985	Starmount Life Ins Co	140,026	65,410	70688	Transamerica Financial Life Ins Co	27,395,304	910,640	69663	USAA Life Ins Co	29,748,233	2,907,049	
94498	State Farm Hlth Ins Co	8,437	8,389	86231	Transamerica Life Ins Co	174,836,920	5,917,656	94358	USAbLe Life	537,741	248,365	
69108	State Farm Life Ins Co	90,887,383	16,791,590	82252	TruSpire Retirement Ins Co	57,205	12,710	68632	Vantis Life Ins Co	449,274	92,746	
69116	State Life Ins Co	11,361,836	603,553	61425	Trustmark Ins Co	1,999,296	375,396	70238	Variable Ann Life Ins Co	86,210,819	2,536,522	
69132	State Mut Ins Company	217,737	31,092	62863	Trustmark Life Ins Co	244,538	146,474	80942	Venerable Ins & Ann Co	27,112,879	1,711,159	
89184	Sterling Investors Life Ins Co	74,388	16,306	11121	Unified Life Ins Co	197,255	23,115	86509	Voya Retirement Ins & Ann Co	120,727,222	1,954,501	
77399	Sterling Life Ins Co	30,390	15,326	91529	Unimerica Ins Co	383,575	183,784	70319	Washington Natl Ins Co	5,966,490	297,267	
80926	Sun Life & Hlth Ins Co	1,136,973	166,728	62596	Union Fidelity Life Ins Co	19,198,144	1,089,464	70335	West Coast Life Ins Co	4,209,722	428,455	
69310	Surety Life Ins Co	32,017	27,011	69744	Union Labor Life Ins Co	4,942,700	202,452	92622	Western Southern Life Assur Co	30,938,412	1,940,163	
82627	Swiss Re Life & Hlth Amer Inc	13,186,736	1,587,576	70408	Union Security Ins Co	2,596,424	144,797	85189	Western United Life Assur Co	1,702,767	129,418	
68608	Symetra Life Ins Co	52,885,419	2,269,039	92916	United Amer Ins Company	667,703	163,356	62413	Wilcac Life Ins Co	5,112,640	224,675	
93505	Talcott Resolution Intl Life Reassur	12,818	12,775	87645	United Fidelity Life Ins Co	1,072,244	840,276	66230	William Penn Life Ins Co Of NY	1,482,849	185,206	
71153	Talcott Resolution Life & Ann Ins Co	29,624,414	886,940	63983	United Heritage Life Ins Co	726,937	81,854	66133	Wilton Reassur Co	22,266,646	1,056,455	
88072	Talcott Resolution Life Ins Co	84,116,367	2,188,033	69868	United Of Omaha Life Ins Co	38,569,365	2,381,764	60704	Wilton Reassur Life Co of NY	7,001,518	311,675	
69345	Teachers Ins & Ann Assoc Of Amer	346,503,509	42,111,073	42129	United Security Assur Co Of PA	79,092	12,231	57320	Woodmen World Life Ins Soc	11,268,038	1,681,846	
69396	Texas Life Ins Co	1,913,074	201,590	70106	United States Life Ins Co in the Cit	31,762,466	2,239,208	80055	Wysh Life & Hlth Ins Co	44,669	36,673	
76236	The Cincinnati Life Ins Co	5,194,508	413,688	72850	United World Life Ins Co	133,534	58,658	90557	Zurich Amer Life Ins Co	16,411,916	163,118	
70435	The Savings Bank Mut Life Ins Co of	3,525,137	219,554	79413	UnitedHealthcare Ins Co	21,871,716	6,626,946	<b>Total Companies: 343</b>				
56014	Thrivent Financial For Lutherans	113,521,081	14,287,568	67601	Unum Ins Co	149,272	85,648				<b>8,448,532,850</b>	<b>543,420,874</b>
				62235	Unum Life Ins Co Of Amer	23,926,547	1,433,342					

## LIFE MARKET SHARE CY 2023 (\$000)

Individual (previously titled: Ordinary)		
Company Name	% of Market	Direct Prens Written
Lombard Intl Life Assur Co	39.51%	226,843
Pruco Life Ins Co	16.82%	96,598
Pacific Life Ins Co	6.57%	37,705
New York Life Ins Co	6.06%	34,778
State Farm Life Ins Co	3.20%	18,389
Lincoln Natl Life Ins Co	2.71%	15,567
Northwestern Mut Life Ins Co	1.51%	8,698
New York Life Ins & Ann Corp	1.25%	7,197
John Hancock Life Ins Co USA	1.23%	7,035
USAA Life Ins Co	0.94%	5,403
Principal Life Ins Co	0.89%	5,117
Minnesota Life Ins Co	0.88%	5,040
Life Ins Co Of The Southwest	0.80%	4,585
Transamerica Life Ins Co	0.79%	4,525
Massachusetts Mut Life Ins Co	0.72%	4,153
American Income Life Ins Co	0.72%	4,133
Protective Life Ins Co	0.68%	3,921
Zurich Amer Life Ins Co	0.66%	3,764
American Gen Life Ins Co	0.62%	3,566
Primerica Life Ins Co	0.60%	3,444

Group		
Company Name	% of Market	Direct Prens Written
Metropolitan Life Ins Co	21.14%	12,898
Hartford Life & Accident Ins Co	15.32%	9,350
Unum Life Ins Co Of Amer	10.61%	6,477
Prudential Ins Co Of Amer	10.61%	6,476
New York Life Ins Co	6.19%	3,775
Securian Life Ins Co	5.47%	3,338
Life Ins Co Of N Amer	4.86%	2,966
Lincoln Natl Life Ins Co	3.80%	2,316
Standard Ins Co	3.79%	2,316
US Br Sun Life Assur Co of Canada	2.64%	1,611
Principal Life Ins Co	2.35%	1,432
Reliastar Life Ins Co	2.01%	1,227
Forethought Life Ins Co	1.30%	790
Reliance Standard Life Ins Co	1.04%	633
USAble Life	1.02%	622
Symetra Life Ins Co	1.01%	618
5 Star Life Ins Co	0.80%	488
AAA Life Ins Co	0.67%	410
Guardian Life Ins Co Of Amer	0.60%	368
Transamerica Life Ins Co	0.58%	356

Industrial		
Company Name	% of Market	Direct Prens Written*
Metropolitan Life Ins Co	95.43%	13
Security Natl Life Ins Co	2.90%	0
Reliable Life Ins Co	0.95%	0
Mid West Natl Life Ins Co Of TN	0.51%	0
Jackson Natl Life Ins Co	0.14%	0
Liberty Natl Life Ins Co	0.08%	0

Credit		
Company Name	% of Market	Direct Prens Written*
Minnesota Life Ins Co	69.13%	10
American Natl Ins Co	31.43%	4
CMFG Life Ins Co	22.18%	3
Transamerica Life Ins Co	5.96%	1
American Republic Ins Co	-4.25%	-1
Central States H & L Co Of Omaha	-10.78%	-2
Life Of The South Ins Co	-13.67%	-2

Total		
Company Name	% of Market	Direct Prens Written
Lombard Intl Life Assur Co	35.71%	226,843
Pruco Life Ins Co	15.21%	96,598
New York Life Ins Co	6.07%	38,552
Pacific Life Ins Co	5.94%	37,705
State Farm Life Ins Co	2.91%	18,509
Lincoln Natl Life Ins Co	2.82%	17,882
Metropolitan Life Ins Co	2.18%	13,822
Hartford Life & Accident Ins Co	1.47%	9,351
Northwestern Mut Life Ins Co	1.37%	8,699
New York Life Ins & Ann Corp	1.13%	7,197
Prudential Ins Co Of Amer	1.11%	7,039
John Hancock Life Ins Co USA	1.11%	7,036
Principal Life Ins Co	1.03%	6,549
Unum Life Ins Co Of Amer	1.02%	6,484
USAA Life Ins Co	0.85%	5,403
Minnesota Life Ins Co	0.83%	5,293
Transamerica Life Ins Co	0.77%	4,882
Life Ins Co Of The Southwest	0.72%	4,585
Massachusetts Mut Life Ins Co	0.66%	4,198
American Income Life Ins Co	0.65%	4,134

\*Premiums under \$500 are rounded to zero.

## LIFE ANNUITY MARKET SHARE CY 2023 (\$000)

Individual (previously titled: Ordinary)		
Company Name	% of Market	Direct Prens Written
New York Life Ins & Ann Corp	11.25%	51,172
Athene Ann & Life Co	9.85%	44,816
Massachusetts Mut Life Ins Co	8.43%	38,339
Lincoln Natl Life Ins Co	8.22%	37,414
Western Southern Life Assur Co	5.21%	23,707
USAA Life Ins Co	4.02%	18,287
Allianz Life Ins Co Of N Amer	3.19%	14,526
Jackson Natl Life Ins Co	2.71%	12,311
Members Life Ins Co	2.61%	11,888
Forethought Life Ins Co	2.39%	10,893
Security Benefit Life Ins Co	2.32%	10,576
North Amer Co Life & Hlth Ins	2.00%	9,080
Nationwide Life & Ann Ins Co	1.82%	8,262
American Gen Life Ins Co	1.80%	8,175
New York Life Ins Co	1.72%	7,808
Brighthouse Life Ins Co	1.65%	7,530
Life Ins Co Of The Southwest	1.58%	7,208
Oceanview Life & Annuity Co	1.56%	7,115
Variable Ann Life Ins Co	1.55%	7,065
Fidelity & Guar Life Ins Co	1.52%	6,914

Group		
Company Name	% of Market	Direct Prens Written
Voya Retirement Ins & Ann Co	17.60%	11,518
Teachers Ins & Ann Assoc Of Amer	16.35%	10,698
Lincoln Natl Life Ins Co	12.76%	8,350
Equitable Financial Life Ins Co	12.50%	8,178
Ameritas Life Ins Corp	9.19%	6,012
Variable Ann Life Ins Co	8.69%	5,690
Athene Ann & Life Co	4.67%	3,053
American United Life Ins Co	2.46%	1,611
Nationwide Life Ins Co	2.19%	1,432
Sentry Life Ins Co	1.57%	1,030
Massachusetts Mut Life Ins Co	1.26%	823
Metropolitan Life Ins Co	1.14%	746
Prudential Ins Co Of Amer	0.97%	634
Nationwide Life & Ann Ins Co	0.97%	633
American Gen Life Ins Co	0.95%	619
American Fidelity Assur Co	0.94%	614
Talcott Resolution Life Ins Co	0.90%	586
United Of Omaha Life Ins Co	0.88%	573
American Natl Ins Co	0.82%	535
Fidelity & Guar Life Ins Co	0.65%	426

Total		
Company Name	% of Market	Direct Prens Written
New York Life Ins & Ann Corp	9.83%	51,172
Athene Ann & Life Co	8.61%	44,816
Massachusetts Mut Life Ins Co	7.37%	38,339
Lincoln Natl Life Ins Co	7.19%	37,414
Western Southern Life Assur Co	4.55%	23,707
USAA Life Ins Co	3.51%	18,287
Allianz Life Ins Co Of N Amer	2.79%	14,526
Jackson Natl Life Ins Co	2.37%	12,311
Members Life Ins Co	2.28%	11,888
Voya Retirement Ins & Ann Co	2.21%	11,518
Forethought Life Ins Co	2.09%	10,893
Teachers Ins & Ann Assoc Of Amer	2.06%	10,698
Security Benefit Life Ins Co	2.03%	10,576
North Amer Co Life & Hlth Ins	1.74%	9,080
Lincoln Natl Life Ins Co	1.60%	8,350
Nationwide Life & Ann Ins Co	1.59%	8,262
Equitable Financial Life Ins Co	1.57%	8,178
American Gen Life Ins Co	1.57%	8,175
New York Life Ins Co	1.50%	7,808
Brighthouse Life Ins Co	1.45%	7,530

## LIFE ANNUITY TOTAL BUSINESS CY 2023 (\$000)

Company Name	Dom	Issued During Current Year	Ceased In Force During Current Year	In Force End of Year	Life Insurance Premiums	Annuity Considerations	Claims and Benefits Paid	Dividends
4 Ever Life Ins Co	IL	0	-205	136	1	0	0	0
5 Star Life Ins Co	NE	72,793	-45,152	329,105	518	0	445	0
AAA Life Ins Co	MI	14,926	-18,044	131,265	810	0	808	0
Ability Ins Co	NE	0	0	0	0	0	0	0
Accordia Life & Ann Co	IA	500	-55,099	123,414	220	0	5	8
Aetna Life Ins Co	CT	4,675	1,225	5,900	101	-61	526	34
Allianz Life Ins Co Of N Amer	MN	17,625	-5,011	98,385	1,701	14,526	30	0
Amalgamated Life Ins Co	NY	0	-775	40,779	0	0	0	0
American Amicable Life Ins Co Of TX	TX	12,385	3,638	24,060	286	7	49	5
American Bankers Life Assur Co Of FL	FL	0	0	2	0	0	0	0
American Benefit Life Ins Co	OK	0	0	5	0	0	0	0
American Equity Invest Life Ins Co	IA	0	0	18	0	3,192	0	0
American Family Life Assur Co of Col	NE	15,690	-11,735	65,971	354	0	0	0
American Family Life Ins Co	WI	32	-1,352	28,574	125	0	0	6
American Fidelity Assur Co	OK	19,848	-15,048	141,880	837	2,697	100	0
American Fidelity Life Ins Co	FL	0	1,576	9,666	18	2	20	0
American Gen Life Ins Co	TX	61,378	-65,089	1,892,935	3,570	8,794	6,475	7
American Heritage Life Ins Co	FL	325	1,046	26,613	257	0	124	0
American Hlth & Life Ins Co	TX	0	-85	1,242	24	0	6	0
American Income Life Ins Co	IN	35,315	-33,759	181,759	4,134	0	547	0
American Maturity Life Ins Co	CT	0	19	98	0	0	0	0
American Memorial Life Ins Co	SD	54	-242	2,140	52	2	205	1
American Natl Ins Co	TX	11,364	-13,261	147,591	685	1,392	138	1
American Natl Life Ins Co Of TX	TX	0	0	305	7	0	0	0
American Public Life Ins Co	OK	0	0	0	1	0	0	0
American Republic Ins Co	IA	0	4,118	4,385	3	0	1	0
American United Life Ins Co	IN	8,936	3,019	97,675	1,341	1,792	439	75
Americo Fin Life & Ann Ins Co	TX	18,395	-18,486	48,303	811	202	123	1
Ameritas Life Ins Corp	NE	67,472	-13,048	368,155	3,389	9,199	669	12
Amica Life Ins Co	RI	3,750	-1,277	24,033	68	0	0	0
Annuity Investors Life Ins Co	OH	0	-66	1,013	0	4	0	0

## LIFE ANNUITY TOTAL BUSINESS CY 2023 (\$000)

Company Name	Dom	Issued During Current Year	Ceased In Force During Current Year	In Force End of Year	Life Insurance Premiums	Annuity Considerations	Claims and Benefits Paid	Dividends
Anthem Life Ins Co	IN	0	0	1,838	5	0	0	0
Aspida Life Ins Co	MI	1,365	15	1,567	0	1,365	0	0
Assurity Life Ins Co	NE	3,186	-2,171	14,651	69	0	50	8
Athene Ann & Life Assur Co of NY	NY	0	-3	158	11	0	19	0
Athene Ann & Life Co	IA	36,356	-112	144,069	41	47,869	2,179	17
Athene Annuity & Life Assur Co	DE	0	-1,161	11,526	75	0	56	1
Augustar Life Assur Corp	OH	0	-1,522	99,693	300	0	0	0
Augustar Life Ins Co	OH	0	-1,697	14,820	321	3,385	0	79
Aurora Natl Life Assur Co	CA	0	1	501	6	0	0	0
Baltimore Life Ins Co	MD	133	7	1,084	31	0	70	0
Bankers Fidelity Life Ins Co	GA	0	-100	425	18	0	0	0
Bankers Life & Cas Co	IL	951	2,240	6,514	68	0	207	3
Banner Life Ins Co	MD	217	-39	1,561	1,808	216	760	1
Beneficial Life Ins Co	UT	0	-2,912	16,663	57	0	39	4
Berkley Life & Hlth Ins Co	IA	0	-1	10	1	0	0	0
Berkshire Hathaway Life Ins Co NE	NE	0	12	629	0	0	0	0
Berkshire Life Ins Co of Amer	MA	0	0	400	0	0	0	0
Bestow Life Ins Co	IA	2,300	0	2,300	2	0	0	0
Boston Mut Life Ins Co	MA	0	0	1,851	26	0	10	3
Brighthouse Life Ins Co	DE	48,945	-34,742	610,629	1,544	7,530	2,183	476
CM Life Ins Co	CT	25,450	21,347	46,797	57	6	112	0
CMFG Life Ins Co	IA	25,835	-20,221	88,165	1,522	719	794	14
Capitol Life Ins Co	TX	216	4	316	0	212	0	0
Central Security Life Ins Co	TX	0	-46	76	1	0	1	0
Central States H & L Co Of Omaha	NE	110	1,832	2,311	0	0	0	0
Chesapeake Life Ins Co	OK	835	-100	1,037	24	1	7	0
Church Life Ins Corp	NY	348	-484	3,412	67	0	1	0
Clear Spring Life & Ann Co	DE	0	3,640	2,661	0	0	67	0
Colonial Life & Accident Ins Co	SC	49,637	-38,528	141,380	897	0	179	0
Colonial Penn Life Ins Co	PA	11	-29	3,491	371	0	193	0
Columbian Mut Life Ins Co	NY	0	0	135	2	6	0	0
Columbus Life Ins Co	OH	2,354	-1,990	18,795	261	0	0	1



## LIFE ANNUITY TOTAL BUSINESS CY 2023 (\$000)

Company Name	Dom	Issued During Current Year	Ceased In Force During Current Year	In Force End of Year	Life Insurance Premiums	Annuity Considerations	Claims and Benefits Paid	Dividends
Combined Ins Co Of Amer	IL	2,115	-644	6,727	67	0	22	0
Commercial Travelers Life Ins Co	NY	2,736	-2,686	50	1	0	0	0
Commonwealth Ann & Life Ins Co	MA	0	-5	826	2	126	6	4
Connecticut Gen Life Ins Co	CT	0	-10,550	8,880	99	0	119	1
Continental Amer Ins Co	NE	651	-338	658	50	0	0	0
Continental Gen Ins Co	TX	0	25	494	2	0	0	0
Country Investors Life Assur Co	IL	950	51	6,334	30	440	0	0
Country Life Ins Co	IL	49,046	-49,414	701,465	2,720	0	2,292	181
Dearborn Life Ins Co	IL	0	-100	593	10	0	251	0
Delaware Amer Life Ins Co	DE	0	0	281	0	0	0	0
Delaware Life Ins Co	DE	4,211	4,979	30,898	2	4,363	1,339	0
ELCO Mut Life & Ann	IL	0	-134	20	0	0	122	0
EMC Natl Life Co	IA	203	2,863	14,639	23	0	0	0
Eagle Life Ins Co	IA	0	0	0	0	1,545	0	0
Empower Ann Ins Co	CT	0	839	7,481	0	0	0	0
Empower Ann Ins Co of Amer	CO	742	-20,912	71,108	39	295	100	0
Equitable Financial Life & Ann Co	CO	0	0	111	1	0	0	0
Equitable Financial Life Ins Co	NY	11,957	5,236	434,360	703	9,027	8,238	147
Equitable Financial Life Ins Co of A	AZ	5,832	-9,814	57,052	429	4,229	257	0
Equitrust Life Ins Co	AZ	739	0	11,636	0	1,101	94	0
Everlake Assur Co	IL	1,000	-35,708	378,224	1,249	0	409	0
Everlake Life Ins Co	IL	1,100	-11,562	159,921	1,157	9	2,109	0
Everly Life Ins Co	WI	0	-24	108	1	0	0	0
Family Life Ins Co	TX	0	-7	166	2	0	0	0
Farmers Life Ins Co	TN	176	0	176	0	176	0	0
Farmers New World Life Ins Co	WA	0	89	1,622	450	0	137	0
Federal Life Ins Co	IL	0	28	52	1	0	0	0
Fidelity & Guar Life Ins Co	IA	92,381	-40,926	377,775	2,223	7,340	634	0
Fidelity Investments Life Ins Co	UT	16,903	2,525	107,987	16	3,719	396	0
Fidelity Life Assn A Legal Reserve L	IL	21,123	-11,882	83,578	343	0	200	1
Fidelity Security Life Ins Co	MO	14,300	-955	67,239	89	0	2	0

## LIFE ANNUITY TOTAL BUSINESS CY 2023 (\$000)

Company Name	Dom	Issued During Current Year	Ceased In Force During Current Year	In Force End of Year	Life Insurance Premiums	Annuity Considerations	Claims and Benefits Paid	Dividends
First Allmerica Fin Life Ins Co	MA	0	-247	713	6	0	29	6
First Cath Slovak Ladies Assn USA	OH	0	-60	449	3	31	0	0
First Penn Pacific Life Ins Co	IN	0	-15,572	17,864	60	4	200	0
Forethought Life Ins Co	IN	825	-8,653	41,797	805	10,893	498	0
Fortitude Life Ins & Ann Co	AZ	0	-1,322	28,392	0	93	25	0
Funeral Directors Life Ins Co	TX	53	-77	666	2	0	77	0
GBU Financial Life	PA	0	0	1	1	0	0	0
Garden State Life Ins Co	TX	0	-300	1,545	32	0	100	0
Genworth Life & Ann Ins Co	VA	0	-33,117	371,969	918	0	2,269	0
Genworth Life Ins Co	DE	0	-656	125,045	294	0	1,827	0
Gerber Life Ins Co	NY	4,254	-4,045	104,566	874	0	317	0
Globe Life & Accident Ins Co	NE	14,228	-20,659	121,258	1,103	0	550	0
Government Personnel Mut Life Ins Co	TX	750	-142	3,986	40	0	17	4
Great Southern Life Ins Co	TX	0	-48	6,923	33	0	8	0
Guarantee Trust Life Ins Co	IL	0	-42	689	15	0	9	0
Guardian Ins & Ann Co Inc	DE	19,454	6,725	83,060	91	5,597	0	0
Guardian Life Ins Co Of Amer	NY	13,484	-497,879	370,169	2,761	0	450	382
HCC Life Ins Co	IN	0	-132	349	2	0	0	0
Hartford Life & Accident Ins Co	CT	220,189	-570,263	5,228,520	9,351	0	9,012	0
Heartland Natl Life Ins Co	IN	0	0	3	0	0	0	0
Homesteaders Life Co	IA	1,309	-652	5,196	1,309	21	692	0
Horace Mann Life Ins Co	IL	807	-7,303	99,493	303	677	481	0
IA Amer Life Ins Co	TX	4,566	2,952	15,272	200	127	25	0
Ibexis Life & Ann Ins Co	MO	441	-1,227	1,706	12	430	11	0
Idealife Ins Co	CT	0	-2	523	2	0	2	0
Independent Order Of Foresters Us Br	TX	4,809	-6,062	54,147	821	0	793	30
Industrial Alliance Ins & Fin Serv I	TX	0	100	235	3	0	0	0
Integrity Life Ins Co	OH	0	-317	2,443	3	150	283	0
Investors Heritage Life Ins Co	KY	300	53	746	2	300	8	0
Investors Life Ins Co N Amer	TX	0	-381	412	4	0	6	0
Jackson Natl Life Ins Co	MI	10,324	-14,706	364,252	502	12,311	7,753	3

## LIFE ANNUITY TOTAL BUSINESS CY 2023 (\$000)

Company Name	Dom	Issued During Current Year	Ceased In Force During Current Year	In Force End of Year	Life Insurance Premiums	Annuity Considerations	Claims and Benefits Paid	Dividends
Jefferson Natl Life Ins Co	TX	380	820	16,752	100	380	542	88
John Alden Life Ins Co	AZ	0	-261	247	4	0	0	0
John Hancock Life & Hlth Ins Co	MA	0	2	118	0	0	0	0
John Hancock Life Ins Co USA	MI	57,410	-144,758	1,288,846	7,036	6	5,268	497
Kansas City Life Ins Co	MO	142	-3,625	32,886	267	118	122	6
Knights Of Columbus	CT	6,628	2,866	80,261	444	0	281	47
Lafayette Life Ins Co	OH	7,637	-1,497	43,464	687	0	0	20
Liberty Bankers Life Ins Co	OK	109	-307	370	12	0	0	0
Liberty Natl Life Ins Co	NE	2,205	-7,251	146,559	943	0	74	0
Life Ins Co Of N Amer	PA	67,713	88,609	1,256,658	2,976	0	2,133	0
Life Ins Co Of The Southwest	TX	222,480	-187,529	674,786	4,585	7,208	149	0
Life Of The South Ins Co	GA	100	682	2,864	-2	0	0	0
LifeMap Assur Co	OR	70	-3,998	280	1	0	0	0
LifeSecure Ins Co	MI	0	-7	438	4	0	193	0
Lincoln Benefit Life Co	NE	0	-89,741	822,423	2,527	3	2,177	0
Lincoln Heritage Life Ins Co	IL	399	-181	2,400	184	0	69	0
Lincoln Life & Ann Co of NY	NY	0	-1,010	2,521	14	0	1	0
Lincoln Natl Life Ins Co	IN	558,333	-530,440	2,824,729	17,882	45,764	9,187	51
Lombard Intl Life Assur Co	PA	576,674	319,644	9,192,759	226,843	3,283	18,358	0
Loyal Amer Life Ins Co	OH	0	-30	381	7	0	15	0
Lumico Life Ins Co	MO	2,228	-3,043	11,249	195	0	86	0
MML Bay State Life Ins Co	CT	0	1,453	1,453	46	0	0	0
Madison Natl Life Ins Co Inc	WI	0	-101	550	9	13	0	0
Manhattan Life Ins Co	NY	0	2	146	3	0	1	0
Manhattan Natl Life Ins Co	OH	0	14	1,426	11	0	0	0
ManhattanLife Ins & Ann Co	TX	0	0	1	1	0	0	0
MassMutual Ascend Life Ins Co	OH	1,301	-2,083	17,702	7	2,888	1,264	0
Massachusetts Mut Life Ins Co	MA	85,763	491,676	577,440	4,198	39,162	813	1,002
Medico Ins Co	IA	0	0	28	0	0	0	0
Members Life Ins Co	IA	1,748	-1,307	1,401	38	11,888	0	0
Metropolitan Life Ins Co	NY	379,179	-16,414,500	9,117,792	13,822	760	15,432	336
Metropolitan Tower Life Ins Co	NE	820	-2,392	17,314	172	-58	834	34

## LIFE ANNUITY TOTAL BUSINESS CY 2023 (\$000)

Company Name	Dom	Issued During Current Year	Ceased In Force During Current Year	In Force End of Year	Life Insurance Premiums	Annuity Considerations	Claims and Benefits Paid	Dividends
Mid West Natl Life Ins Co Of TN	TX	0	0	61	5	0	0	0
Midland Natl Life Ins Co	IA	51,898	-17,175	420,102	2,240	5,597	975	11
Midwestern United Life Ins Co	IN	0	0	148	0	0	0	0
Minnesota Life Ins Co	MN	24,229	-1,517	527,009	5,293	1,341	4,043	38
Mony Life Ins Co	NY	0	-8,660	98,546	922	0	1,328	514
Mutual Of Amer Life Ins Co	NY	113	32	1,848	5	0	0	0
NYLife Ins Co Of AZ	AZ	231,089	-3,375	249,614	357	0	0	0
Nassau Life & Ann Co	CT	0	-1,093	1,117	2	6,707	3	0
Nassau Life Ins Co	NY	0	-5,671	9,755	292	0	72	55
National Benefit Life Ins Co	NY	125	896	3,169	8	0	0	0
National Farmers Union Life Ins Co	TX	0	111	771	5	0	0	0
National Guardian Life Ins Co	WI	5	36	1,624	29	0	45	0
National Hlth Ins Co	TX	1,470	-2,995	3,840	84	0	100	0
National Life Ins Co	VT	204	-5,189	22,020	121	0	0	13
National Western Life Ins Co	CO	0	323	9,570	17	0	1	0
Nationwide Life & Ann Ins Co	OH	46,443	-7,130	257,711	2,748	8,895	221	0
Nationwide Life Ins Co	OH	7,127	554	121,616	202	7,864	5,385	47
Natl Foundation Life Ins Co	TX	0	38	106	2	0	0	0
New England Life Ins Co	MA	0	116	6,821	29	0	0	1
New York Life Ins & Ann Corp	DE	100,080	-76,253	1,330,197	7,197	51,172	14,967	0
New York Life Ins Co	NY	231,808	-490,903	6,494,013	38,552	7,827	20,803	14,662
North Amer Co Life & Hlth Ins	IA	34,255	-19,455	250,708	811	9,080	1,212	0
Northwestern Mut Life Ins Co	WI	135,502	-36,047	1,471,674	8,699	1,511	4,920	3,977
Occidental Life Ins Co Of NC	TX	1,241	780	3,815	60	9	0	0
Oceanview Life & Annuity Co	AL	6,807	-1,860	24,792	0	7,115	0	0
Ohio State Life Ins Co	TX	0	16	2,643	19	0	27	0
Old Republic Life Ins Co	IL	0	-252	2,585	5	0	0	0
Oxford Life Ins Co	AZ	49	-442	2,906	18	47	15	0
PHL Variable Ins Co	CT	0	-10,500	45,792	385	0	40	0
Pacific Guardian Life Ins Co Ltd	HI	0	-2	1,283	23	0	2	0
Pacific Life & Ann Co	AZ	0	0	0	0	1	218	0
Pacific Life Ins Co	NE	307,719	28,517	1,918,653	37,705	6,270	3,969	4

## LIFE ANNUITY TOTAL BUSINESS CY 2023 (\$000)

Company Name	Dom	Issued During Current Year	Ceased In Force During Current Year	In Force End of Year	Life Insurance Premiums	Annuity Considerations	Claims and Benefits Paid	Dividends
Pan Amer Life Ins Co	LA	0	-723	9,059	104	0	10	7
Parker Centennial Assur Co	WI	0	-10	138	0	0	0	0
Paul Revere Life Ins Co	MA	0	0	67	0	0	0	0
Penn Ins & Ann Co	DE	1,750	6,316	30,898	793	0	99	0
Penn Mut Life Ins Co	PA	45,286	10,812	256,225	3,010	406	542	154
Physicians Life Ins Co	NE	31	-303	5,837	329	0	256	0
Pioneer Amer Ins Co	TX	45	137	2,613	41	20	10	0
Primerica Life Ins Co	TN	60,937	-111,582	925,088	3,444	0	2,156	0
Principal Life Ins Co	IA	140,135	-188,629	522,887	6,549	1,112	1,345	26
Principal Natl Life Ins Co	IA	67,378	-19,057	350,148	2,345	0	0	0
Protective Life Ins Co	TN	133,084	-36,338	1,309,463	4,120	1,991	1,263	0
Provident Life & Accident Ins Co	TN	701	-1,561	7,343	138	0	16	0
Pruco Life Ins Co	AZ	88,090	-204,703	3,306,125	96,598	5,456	3,514	0
Prudential Ins Co Of Amer	NJ	123,172	80,849	5,082,179	7,039	634	28,410	1,068
RGA Reins Co	MO	0	0	0	0	206	0	0
Reliable Life Ins Co	MO	0	-17	286	1	0	0	0
Reliance Standard Life Ins Co	IL	112,892	60,598	260,892	633	3,042	291	0
Reliastar Life Ins Co	MN	1,665	-35,256	619,599	2,402	32	4,117	25
Reliastar Life Ins Co Of NY	NY	0	146	5,020	9	0	7	0
Revol One Ins Co	MI	0	1,075	4,125	10	0	100	0
RiverSource Life Ins Co	MN	20,589	-9,663	295,943	2,186	5,594	1,007	0
S USA Life Ins Co Inc	AZ	17,443	-4,419	26,229	147	3,478	0	0
SBLI USA Life Ins Co Inc	NY	0	-98	321	3	0	112	1
SILAC Ins Co	IN	1,979	0	8,131	1	1,927	0	0
Securian Life Ins Co	MN	226,018	-37	2,702,104	3,343	99	3,140	0
Security Benefit Life Ins Co	KS	11,140	-2,446	51,621	87	10,591	1,460	1
Security Life Of Denver Ins Co	CO	0	-18,015	48,711	844	0	8,141	0
Security Mut Life Ins Co Of NY	NY	1,500	-190	8,167	56	0	0	4
Security Natl Life Ins Co	UT	58	211	1,020	34	0	12	0
Senior Life Ins Co	GA	336	-88	597	32	0	3	0
Sentry Life Ins Co	WI	2,750	-1,166	13,663	39	1,030	0	0
Shenandoah Life Ins Co	VA	0	10	797	2	0	0	0

## LIFE ANNUITY TOTAL BUSINESS CY 2023 (\$000)

Company Name	Dom	Issued During Current Year	Ceased In Force During Current Year	In Force End of Year	Life Insurance Premiums	Annuity Considerations	Claims and Benefits Paid	Dividends
Sons Of Norway	MN	18,149	-2,137	75,087	221	18	77	4
Standard Ins Co	OR	3,282	-73	1,471,172	2,396	2,870	14,642	77
Standard Life & Accident Ins Co	TX	0	-312	56	2	0	0	0
Standard Life & Cas Ins Co	UT	0	0	39	2	0	0	0
Standard Security Life Ins Co Of NY	NY	0	0	73	0	0	0	0
State Farm Life Ins Co	IL	396,120	-252,356	4,113,139	18,509	128	7,987	1,360
State Life Ins Co	IN	1,430	145	8,265	600	0	63	0
State Mut Ins Company	GA	0	0	33	2	0	0	0
Sterling Investors Life Ins Co	IN	0	0	0	3	0	0	0
Sterling Life Ins Co	IL	0	0	15	0	0	0	0
Sun Life & Hlth Ins Co	MI	0	0	63	3	0	0	0
Surety Life Ins Co	NE	0	-715	3,889	38	0	0	0
Symetra Life Ins Co	IA	72,207	-31,807	369,821	1,087	3,487	2,045	0
TIAA Cref Life Ins Co	NY	873	-5,719	77,182	104	892	0	0
Talcott Resolution Life & Ann Ins Co	CT	0	-27,696	224,026	819	159	538	0
Talcott Resolution Life Ins Co	CT	0	-16,334	712,156	35	586	1,018	0
Teachers Ins & Ann Assoc Of Amer	NY	5,841	-7,088	171,030	211	11,926	4,611	2,928
Texas Life Ins Co	TX	29,321	-12,545	115,971	1,182	0	301	1
The Cincinnati Life Ins Co	OH	500	-3,755	37,496	99	0	0	0
The Savings Bank Mut Life Ins Co of	MA	24,072	-13,642	264,882	390	0	1,119	4
Thrivent Financial For Lutherans	WI	30,810	-128,936	506,445	2,549	5,703	5,805	745
Tier One Ins Co	NE	685	-290	423	8	0	0	0
Trans World Assur Co	CA	7,631	-292	24,697	195	111	159	0
Transamerica Financial Life Ins Co	NY	0	3,935	25,733	33	0	32	0
Transamerica Life Ins Co	IA	79,090	-78,227	1,090,956	4,882	724	5,142	23
TruSpire Retirement Ins Co	TX	0	5	39	2	0	0	0
Trustmark Ins Co	IL	2,571	-2,281	15,956	37	0	0	0
Trustmark Life Ins Co	IL	0	0	28	0	0	0	0
US Br Sun Life Assur Co of Canada	MI	29,403	-485,543	726,732	1,916	0	1,749	157
US Business of Canada Life Assur Co	MI	0	-919	17,470	324	0	121	4
US Financial Life Ins Co	AZ	0	-3,500	10,563	51	0	100	0
USAA Life Ins Co	TX	141,075	-102,542	2,476,538	5,403	18,287	2,881	137

## LIFE ANNUITY TOTAL BUSINESS CY 2023 (\$000)

Company Name	Dom	Issued During Current Year	Ceased In Force During Current Year	In Force End of Year	Life Insurance Premiums	Annuity Considerations	Claims and Benefits Paid	Dividends
US Able Life	AR	0	-20,865	138,620	622	0	107	0
Unified Life Ins Co	TX	0	-4	91	1	0	0	0
Union Fidelity Life Ins Co	KS	0	-45	630	13	0	66	0
Union Labor Life Ins Co	MD	550	-1,652	11,624	105	0	25	2
Union Security Ins Co	KS	0	-324	11,725	52	2	422	3
United Amer Ins Company	NE	1	-14	103	1	1	14	0
United Fidelity Life Ins Co	TX	0	7	376	14	0	0	0
United Heritage Life Ins Co	ID	0	-1,002	1,914	10	0	7	1
United Of Omaha Life Ins Co	NE	36,066	-31,794	392,186	2,956	646	1,647	0
United Security Assur Co Of PA	PA	0	0	60	0	0	0	0
United States Life Ins Co in the Cit	NY	60	831	3,948	21	0	613	0
United World Life Ins Co	NE	0	-27	239	2	0	1	0
UnitedHealthcare Ins Co	CT	345	-423	1,519	33	0	0	0
Unum Life Ins Co Of Amer	ME	370,495	-243,318	3,368,832	6,484	0	6,420	9
Vantis Life Ins Co	CT	0	-532	5,646	18	0	0	0
Variable Ann Life Ins Co	TX	7,210	10,065	213,636	0	12,755	0	0
Venerable Ins & Ann Co	IA	0	-99	62,011	9	8	1,333	7
Voya Retirement Ins & Ann Co	CT	1,169	6,616	104,134	49	11,521	2,211	0
Washington Natl Ins Co	IN	56	27	4,054	26	0	171	1
West Coast Life Ins Co	NE	0	-16,974	138,549	313	0	350	3
Western Southern Life Assur Co	OH	27,529	-6,154	56,241	64	23,797	570	0
Western United Life Assur Co	WA	250	-233	2,283	0	312	204	0
Wilcac Life Ins Co	IL	0	44	12,184	97	0	405	15
William Penn Life Ins Co Of NY	NY	0	-1	4	9	0	0	0
Wilton Reassur Life Co of NY	NY	0	-1,969	1,935	20	0	0	0
Woodmen World Life Ins Soc	NE	0	-989	12,870	62	9	3	7
Wysh Life & Hlth Ins Co	WI	1,100	-403	1,449	2	0	0	0
Zurich Amer Life Ins Co	IL	0	0	266	3,766	5	0	0
<b>Total Companies: 281</b>		<b>6,582,020</b>	<b>-20,814,305</b>	<b>86,980,861</b>	<b>635,206</b>	<b>520,476</b>	<b>294,121</b>	<b>29,699</b>

# HEALTH & ACCIDENT INSURERS

**Recap** 41

**Claims Survey** 41

**Individual** 42

**Group** 43

**Admitted Companies** 44

**Market Share by Category** 45-47

**Market Share Totals** 47

**Total Business** 48-51



## HEALTH & ACCIDENT RECAP CY 2023 (\$000)

### Direct Written Premiums

Group	
Property	\$1,316
Life	\$41,448
Health	\$357,142
<b>Subtotal</b>	<b>\$399,906</b>
Credit	
Property	\$1
Life	\$16
<b>Subtotal</b>	<b>\$17</b>
Federal Employees Health Benefits Program*	
Life	\$10,650
Health	\$580,928
<b>Subtotal</b>	<b>\$591,578</b>
Medicare Title XVIII*	
Life	\$20,307
Health	\$22,873
<b>Subtotal</b>	<b>\$43,180</b>
All Other	
Property	\$11,587
Life	\$237,471
Health	\$321,224
<b>Subtotal</b>	<b>\$570,282</b>
<b>Total</b>	<b>\$1,604,964</b>

Note: Health insurance coverage is written by various types of companies. These companies may be structured differently and may have different reporting requirements based on their type. This section on health insurance coverage written in Alaska reports information regardless of the type of insurer except where noted.

\*Premium taxes are not charged on federal programs.

The 2023 annual statement data collection was revised, eliminating some data elements that were included in prior reports.

## HEALTH INSURANCE CLAIMS SURVEY CY 2023

Total # of Claims Incurred During the Reporting Year	1,696,903
1. Of the incurred claims, how many of these were clean claims*?	1,593,023
A. Of the incurred clean claims, how many of these were paid within 30 days of receipt of initial claim?	1,522,881
2. Of the incurred claims, how many of these were not clean claims?	103,880
A. Of the incurred claims that were not clean, how many provided notice within 30 days of receipt of initial claim?	34,018
B. Of the incurred claims that were not clean, how many of these were paid within 15 days after receipt of information requested OR within the 30 after receipt of the initial claim?	86,324
3. Of the incurred claims, how many had interest paid during the reporting year due to late payment of claims?	14,439
A. Of the incurred claims that had interest paid, what is the total dollar amount paid during the reporting year due to late payment of claims?	\$501,899

\*"Clean claim" means a claim that does not have a defect or impropriety, including a lack of any required substantiating documentation, or a particular circumstance requiring special treatment that prevents timely payment of the claim.

AS 21.06.110(10) requires the division to report the number of rate filing comments; the division did not receive any this year. We also do not have changes to the division's efforts to improve or maintain public access to information on individual health insurance rate filings before they become effective.

## INDIVIDUAL HEALTH INSURANCE CY 2023

Product	# New Policies Issued	# Policies Terminated	# Policies In Force End of Year	# Individuals Covered End of Year	Member Months	Direct Premium Paid	Direct Losses Paid
<b>Comprehensive Major Medical</b>							
Direct*	7,722	7,288	14,974	23,078	282,504	\$245,136,516	\$328,948,533
Short-Term Medical	51	47	68	35	493	\$69,827	\$17,258
Accident or AD&D	3,170	3,025	16,611	58,372	423,111	\$5,318,503	\$1,567,454
Dental	2,956	2,459	6,718	8,846	110,275	\$5,276,699	\$2,890,633
Disability Income	1,376	1,416	7,519	7,428	87,592	\$11,183,358	\$5,436,402
Fixed Indemnity	1,220	1,175	5,072	7,838	91,025	\$3,029,010	\$676,986
Long Term Care	40	152	4,318	4,537	54,702	\$11,499,312	\$7,503,249
Medicare Supplement	1,062	863	10,413	10,432	119,914	\$22,032,837	\$18,940,127
Specified Disease	1,956	1,733	9,673	18,749	207,577	\$5,107,659	\$2,126,668
Vision	405	322	1,455	2,525	23,622	\$411,144	\$207,057
Other**	935	76	888	1,149	14,439	\$544,515	\$187,542
<b>Total***</b>	<b>20,893</b>	<b>18,556</b>	<b>77,709</b>	<b>142,989</b>	<b>1,415,254</b>	<b>\$309,609,380</b>	<b>\$368,501,909</b>

\*Losses are prior to the Alaska Reinsurance Program.

\*\*Other includes - Travel, Critical Illness.

\*\*\*Totals must balance to the NAIC Annual Statement Alaska State Page, as described in the instructions for this Health Insurance Survey.

## GROUP HEALTH INSURANCE CY 2023

Product	# New Policies Issued	# Policies Terminated	# Policies In Force End of Year	# Individuals Covered End of Year	Member Months	Direct Premium Paid	Direct Losses Paid
<b>Comprehensive Major Medical</b>							
Single Employer (1-50 employees)	127	168	1,185	12,149	147,366	\$134,554,046	\$131,195,005
Single Employer (51+ employees)	61	76	828	30,499	391,584	\$248,656,804	\$215,261,531
Multiple Employer Assoc or Trust	1	0	7	1,973	22,008	\$14,210,576	\$11,805,875
Other Group	0	2	9	16,884	202,696	\$2,880,052	\$1,787,344
Accident or AD&D	1,135	724	4,066	440,812	4,799,335	\$14,685,547	\$7,088,014
Dental	313	136	2,074	70,452	824,899	\$39,278,856	\$34,544,987
Disability Income	255	185	1,226	165,014	1,927,502	\$48,041,673	\$32,045,236
Fixed Indemnity	198	156	814	3,242	36,668	\$1,352,007	\$538,334
Long Term Care	2	8	250	2,465	21,706	\$2,323,501	\$2,069,658
Medicare Supplement	964	785	10,222	10,587	123,861	\$25,647,485	\$22,065,033
Specified Disease	533	490	1,564	47,234	562,426	\$6,302,650	\$1,661,030
Vision	354	112	1,089	227,262	686,652	\$5,833,802	\$1,935,588
Other*	287	246	1,160	2,752	31,903	\$1,903,085	\$1,246,575
<b>Total**</b>	<b>4,230</b>	<b>3,088</b>	<b>24,494</b>	<b>1,031,325</b>	<b>9,778,606</b>	<b>\$545,670,084</b>	<b>\$463,244,210</b>
<b>Other Business</b>							
Stop Loss	810	366	1947	123,470	1,570,639	\$111,379,681	\$91,179,982
Administrative Services Only	33	0	752	74,537	735,162		
Administrative Service Contracts	82	78	328	89,368	2,548,419		

\*Other includes - Student Health, Travel, Hospital Surgical Expense, Limited Benefit, etc.

\*\*Totals must balance to the NAIC Annual Statement Alaska State Page, as described in the instructions for this Health Insurance Survey.

## ADMITTED COMPANIES CY 2023 - HEALTH (\$000)

NAIC #	Company Name	Assets	Surplus
63444	Accendo Ins Co	445,971	124,407
78700	Aetna Hlth & Life Ins Co	489,564	223,462
72052	Aetna Hlth Ins Co	242,744	124,514
82406	All Savers Ins Co	1,643,212	1,072,964
60250	AmFirst Ins Co	106,999	81,463
12151	Arcadian Hlth Plan Inc	2,158,836	1,080,182
12567	Care Improvement Plus S Central Ins	9,259,654	4,544,586
80799	Celtic Ins Co	3,668,719	1,219,358
78301	Clear Spring Hlth Ins Co	565,590	44,570
86371	Clover Ins Co	361,568	166,410
81973	Coventry Hlth & Life Ins Co	1,067,829	717,533
81396	Delta Dental Ins Co	554,898	283,139
54941	Delta Dental Plan of OR	212,938	172,332
67636	DentaQuest Natl Ins Co Inc	177,566	90,571
73474	Dentegra Ins Co	164,979	86,148
12747	Elixir Ins Co	546,826	56,926
88595	EmpheSys Ins Co	86,235	58,295
90328	First Hlth Life & Hlth Ins Co	202,796	33,789
85286	Fresenius Hlth Plans Ins Co	7,942	7,611
62286	Golden Rule Ins Co	570,157	310,300
93521	Granular Ins Co	454,385	254,609
78611	HCSC Ins Serv Co	1,025,944	169,918
70670	Health Care Serv Corp A Mut Legal Re	38,564,862	24,304,436
12902	Healthspring Life & Hlth Ins Co Inc	1,180,410	431,364
71768	HM Hlth Ins Co	41,384	24,047
60052	Humana Benefit Plan of IL Inc	1,317,762	679,852
73288	Humana Ins Co	11,451,119	5,265,940

NAIC #	Company Name	Assets	Surplus
70580	Humanadental Ins Co	406,133	209,765
76503	Lasso Hlthcare Ins Co	16,363	7,670
94188	Lifewise Assur Co	188,751	96,584
63762	Medco Containment Life Ins Co	641,041	302,240
18750	Merit Hlth Ins Co	36,583	35,763
16628	Moda Assur Co	24,150	1,876
47098	Moda Hlth Plan Inc	431,252	105,860
81264	Nippon Life Ins Co Of Amer	241,160	140,895
88080	Omaha Hlth Ins Co	149,619	61,660
70785	Pacificare Life & Hlth Ins Co	200,576	198,707
47570	Premera Blue Cross	3,267,030	1,681,222
15203	Providence Hlth Assur	252,358	62,146
71420	Sierra Hlth & Life Ins Co Inc	6,524,919	3,197,112
12575	SilverScript Ins Co	3,570,243	1,184,719
85766	United Concordia Ins Co	316,194	216,817
84549	UnitedHealthcare Ins Co of Amer	185,680	129,762
97179	UnitedHealthcare Life Ins Co	202,357	103,339
97772	US Hlth & Life Ins Co Inc	215,935	30,016
39616	Vision Serv Plan Ins Co	482,022	331,070
53031	VSP Vision Care Inc	78,482	48,824
83445	WellCare Hlth Ins of AZ Inc	314,551	79,982
64467	WellCare Hlth Ins of KY Inc	1,007,365	462,067
10155	WellCare Prescription Ins Inc	4,296,627	300,057
80314	Wellpoint Life & Hlth Ins Co	1,482,433	426,732
53139	Wisconsin Physicians Serv Ins Corp	269,967	142,351
<b>Total Companies: 52</b>		<b>101,372,679</b>	<b>51,185,963</b>

## HEALTH & ACCIDENT MARKET SHARE CY 2023 (\$000)

Comprehensive Individual		
Company Name	% of Market	Direct Prens Written*
Premera Blue Cross	85.44%	209,473
Moda Assur Co	14.53%	35,614
Moda Hlth Plan Inc	0.01%	31
Equitable Financial Life Ins Co	0.01%	30
Cigna Hlth & Life Ins Co	0.00%	11
Massachusetts Mut Life Ins Co	0.00%	3
Prudential Ins Co Of Amer	0.00%	0
Investors Life Ins Co N Amer	0.00%	0

Credit (Group and Individual)		
Company Name	% of Market	Direct Prens Written*
Minnesota Life Ins Co	89.27%	15
American Natl Ins Co	12.59%	2
CMFG Life Ins Co	8.57%	1
Transamerica Cas Ins Co	3.52%	1
Central States Ind Co Of Omaha	2.95%	1
Securian Life Ins Co	0.01%	0
Life Of The South Ins Co	-13.33%	(2)
Central States H & L Co Of Omaha	-6.67%	(1)

Comprehensive Group		
Company Name	% of Market	Direct Prens Written*
Premera Blue Cross	81.75%	326,920
Aetna Life Ins Co	6.71%	26,848
Moda Hlth Plan Inc	6.16%	24,618
UnitedHealthcare Ins Co	1.83%	7,300
Cigna Hlth & Life Ins Co	1.53%	6,111
Health Care Serv Corp A Mut Legal Re	1.40%	5,604
4 Ever Life Ins Co	0.29%	1,149
State Farm Mut Auto Ins Co	0.19%	776
Benchmark Ins Co	0.13%	524
United States Life Ins Co in the Cit	0.01%	25
Country Life Ins Co	0.00%	9
Starr Ind & Liab Co	0.00%	9
USAA Life Ins Co	0.00%	6
Beazley Ins Co Inc	0.00%	5
QBE Ins Corp	0.00%	2
SiriusPoint Amer Ins Co	0.00%	0
National Benefit Life Ins Co	0.00%	0
Connecticut Gen Life Ins Co	0.00%	0
Aegis Security Ins Co	0.00%	(0)

Dental		
Company Name	% of Market	Direct Prens Written
Premera Blue Cross	35.74%	16,835
Metropolitan Life Ins Co	16.22%	7,639
Delta Dental Plan of OR	11.79%	5,555
Principal Life Ins Co	8.30%	3,909
Aetna Life Ins Co	5.84%	2,752
Cigna Hlth & Life Ins Co	4.09%	1,928
Delta Dental Ins Co	2.17%	1,023
Ameritas Life Ins Corp	2.05%	967
Starmount Life Ins Co	1.90%	893
Guardian Life Ins Co Of Amer	1.76%	827
Best Life & Hlth Ins Co	1.71%	806
Colonial Life & Accident Ins Co	1.70%	802
US Br Sun Life Assur Co of Canada	1.37%	646
National Hlth Ins Co	0.70%	329
American Family Life Assur Co of Col	0.63%	295
Physicians Mut Ins Co	0.61%	289
Mutual Of Omaha Ins Co	0.50%	235
Humanadental Ins Co	0.45%	213
Lincoln Natl Life Ins Co	0.39%	185
Health Care Serv Corp A Mut Legal Re	0.37%	175

Disability		
Company Name	% of Market	Direct Prens Written
Unum Life Ins Co Of Amer	20.41%	12,072
Hartford Life & Accident Ins Co	14.94%	8,840
Life Ins Co Of N Amer	9.92%	5,867
Standard Ins Co	7.79%	4,606
Metropolitan Life Ins Co	7.62%	4,506
Lincoln Natl Life Ins Co	5.24%	3,099
Principal Life Ins Co	4.65%	2,752
Prudential Ins Co Of Amer	3.72%	2,200
Berkshire Life Ins Co of Amer	3.24%	1,916
American Fidelity Assur Co	2.77%	1,640
American Family Life Assur Co of Col	2.19%	1,295
US Br Sun Life Assur Co of Canada	2.18%	1,290
Northwestern Mut Life Ins Co	2.16%	1,279
Colonial Life & Accident Ins Co	2.04%	1,207
Provident Life & Accident Ins Co	1.68%	993
Reliance Standard Life Ins Co	1.23%	725
Guardian Life Ins Co Of Amer	1.16%	686
Reliastar Life Ins Co	1.10%	648
New York Life Ins Co	1.02%	604
Massachusetts Mut Life Ins Co	0.89%	526

\*Premiums under \$500 are rounded to zero.

## HEALTH & ACCIDENT MARKET SHARE CY 2023 (\$000)

Federal Employees Health Benefits		
Company Name	% of Market	Direct Prems Written
Premera Blue Cross	98.20%	580,928
Aetna Life Ins Co	1.80%	10,624
UnitedHealthcare Ins Co	0.00%	26

Long-Term Care		
Company Name	% of Market	Direct Prems Written
Genworth Life Ins Co	26.90%	3,717
New York Life Ins Co	12.64%	1,746
John Hancock Life Ins Co USA	11.68%	1,614
Metropolitan Life Ins Co	8.71%	1,203
State Farm Mut Auto Ins Co	5.00%	691
Continental Cas Co	3.91%	540
Transamerica Life Ins Co	3.87%	534
Mutual Of Omaha Ins Co	3.78%	522
Premera Blue Cross	3.55%	490
Northwestern Long Term Care Ins Co	3.07%	424
Unum Life Ins Co Of Amer	2.57%	355
Allianz Life Ins Co Of N Amer	2.01%	278
Thrivent Financial For Lutherans	1.93%	267
Prudential Ins Co Of Amer	1.88%	259
LifeSecure Ins Co	1.72%	238
United Of Omaha Life Ins Co	1.13%	156
Lincoln Benefit Life Co	0.99%	136
RiverSource Life Ins Co	0.58%	80
Medamerica Ins Co	0.49%	68
Continental Gen Ins Co	0.48%	67

Medicare Title XVIII		
Company Name	% of Market	Direct Prems Written
Aetna Life Ins Co	22.10%	9,542
Humana Ins Co	18.84%	8,135
UnitedHealthcare Ins Co	15.10%	6,519
Sierra Hlth & Life Ins Co Inc	14.31%	6,178
WellCare Prescription Ins Inc	11.54%	4,984
Cigna Hlth & Life Ins Co	9.83%	4,246
SilverScript Ins Co	3.16%	1,364
Clear Spring Hlth Ins Co	1.96%	847
Elixir Ins Co	1.36%	587
Medco Containment Life Ins Co	0.91%	391
Lasso Hlthcare Ins Co	0.61%	263
Omaha Hlth Ins Co	0.30%	129
First Hlth Life & Hlth Ins Co	-0.01%	(6)

Medicare Supplement		
Company Name	% of Market	Direct Prems Written
UnitedHealthcare Ins Co	55.48%	25,358
Mutual Of Omaha Ins Co	12.62%	5,769
Premera Blue Cross	10.72%	4,901
State Farm Mut Auto Ins Co	6.70%	3,064
Humana Ins Co	5.75%	2,629
Loyal Amer Life Ins Co	3.97%	1,813
Aetna Hlth & Life Ins Co	1.62%	742
Transamerica Life Ins Co	0.59%	271
National Hlth Ins Co	0.42%	192
United Amer Ins Company	0.29%	133
United Of Omaha Life Ins Co	0.22%	102
Omaha Ins Co	0.21%	98
Globe Life & Accident Ins Co	0.16%	72
United World Life Ins Co	0.14%	62
Moda Hlth Plan Inc	0.11%	52
Colonial Penn Life Ins Co	0.11%	50
Cigna Hlth & Life Ins Co	0.10%	45
Health Care Serv Corp A Mut Legal Re	0.08%	34
Sterling Life Ins Co	0.07%	31
First Hlth Life & Hlth Ins Co	0.06%	28

## HEALTH & ACCIDENT MARKET SHARE CY 2023 (\$000)

Vision		
Company Name	% of Market	Direct Prems Written
VSP Vision Care Inc	44.16%	3,261
Metropolitan Life Ins Co	16.33%	1,206
Premera Blue Cross	15.47%	1,142
Principal Life Ins Co	8.87%	655
US Br Sun Life Assur Co of Canada	4.25%	314
Ameritas Life Ins Corp	2.07%	153
Cigna Hlth & Life Ins Co	1.70%	126
Starmount Life Ins Co	1.62%	120
Guardian Life Ins Co Of Amer	1.33%	98
American Family Life Assur Co of Col	1.00%	74
Aetna Life Ins Co	0.75%	56
Fidelity Security Life Ins Co	0.66%	48
National Guardian Life Ins Co	0.38%	28
Colonial Life & Accident Ins Co	0.24%	18
Physicians Mut Ins Co	0.23%	17
Standard Ins Co	0.20%	15
Reliance Standard Life Ins Co	0.17%	13
United Of Omaha Life Ins Co	0.16%	12
UnitedHealthcare Ins Co	0.13%	10
Humana Ins Co	0.12%	9

All Other		
Company Name	% of Market	Direct Prems Written
Premera Blue Cross	40.83%	232,841
Moda Assur Co	6.25%	35,614
Lifewise Assur Co	5.85%	33,356
UnitedHealthcare Ins Co	4.50%	25,673
US Br Sun Life Assur Co of Canada	3.63%	20,722
Metropolitan Life Ins Co	3.40%	19,408
Reliastar Life Ins Co	2.65%	15,124
Unum Life Ins Co Of Amer	2.50%	14,241
Hartford Life & Accident Ins Co	1.92%	10,973
Aetna Life Ins Co	1.57%	8,958
HCC Life Ins Co	1.55%	8,821
Cigna Hlth & Life Ins Co	1.36%	7,761
Principal Life Ins Co	1.31%	7,462
American Family Life Assur Co of Col	1.30%	7,429
Mutual Of Omaha Ins Co	1.24%	7,056
Life Ins Co Of N Amer	1.20%	6,845
Symetra Life Ins Co	1.14%	6,476
Delta Dental Plan of OR	0.97%	5,555
Standard Ins Co	0.87%	4,959
State Farm Mut Auto Ins Co	0.80%	4,578

Total		
Company Name	% of Market	Direct Prems Written
Premera Blue Cross	71.33%	1,140,689
Aetna Life Ins Co	3.50%	55,972
UnitedHealthcare Ins Co	2.47%	39,518
Moda Assur Co	2.23%	35,614
Lifewise Assur Co	2.09%	33,356
Moda Hlth Plan Inc	1.63%	26,078
US Br Sun Life Assur Co of Canada	1.30%	20,722
Metropolitan Life Ins Co	1.21%	19,408
Cigna Hlth & Life Ins Co	1.13%	18,118
Reliastar Life Ins Co	0.95%	15,124
Unum Life Ins Co Of Amer	0.89%	14,241
Hartford Life & Accident Ins Co	0.69%	10,973
Humana Ins Co	0.69%	10,961
HCC Life Ins Co	0.55%	8,821
Principal Life Ins Co	0.47%	7,462
American Family Life Assur Co of Col	0.46%	7,429
Mutual Of Omaha Ins Co	0.44%	7,056
Life Ins Co Of N Amer	0.43%	6,845
Symetra Life Ins Co	0.40%	6,476
Sierra Hlth & Life Ins Co Inc	0.38%	6,178

## HEALTH & ACCIDENT TOTAL BUSINESS CY 2023 (\$000)

Company Name	DOM	Direct Premiums Written	Dividends Paid
21st Century Premier Ins Co	PA	0	0
4 Ever Life Ins Co	IL	1,150	0
5 Star Life Ins Co	NE	7	0
AAA Life Ins Co	MI	112	0
Accendo Ins Co	UT	234	0
Ace Amer Ins Co	PA	1,354	0
Ace Prop & Cas Ins Co	PA	17	0
Aegis Security Ins Co	PA	0	0
Aetna Hlth & Life Ins Co	CT	742	0
Aetna Hlth Ins Co	PA	15	0
Aetna Life Ins Co	CT	55,972	0
All Savers Ins Co	IN	42	0
Allianz Life Ins Co Of N Amer	MN	278	0
AmFirst Ins Co	OK	6	0
Amalgamated Life Ins Co	NY	0	0
American Bankers Life Assur Co Of FL	FL	0	0
American Benefit Life Ins Co	OK	1	0
American Family Life Assur Co of Col	NE	7,429	0
American Fidelity Assur Co	OK	3,925	0
American Gen Life Ins Co	TX	62	0
American Heritage Life Ins Co	FL	966	0
American Hlth & Life Ins Co	TX	19	0
American Home Assur Co	NY	0	0
American Income Life Ins Co	IN	325	0
American Natl Ins Co	TX	2	0
American Natl Life Ins Co Of TX	TX	13	0
American Public Life Ins Co	OK	18	0
American Republic Ins Co	IA	21	0
American United Life Ins Co	IN	0	0
Americo Fin Life & Ann Ins Co	TX	12	0

Company Name	DOM	Direct Premiums Written	Dividends Paid
Ameritas Life Ins Corp	NE	1,606	0
Amex Assur Co	IL	64	0
Arch Ins Co	MO	40	0
Assurity Life Ins Co	NE	117	0
Athene Annuity & Life Assur Co	DE	6	0
Augustar Life Assur Corp	OH	88	0
Augustar Life Ins Co	OH	6	1
Axis Ins Co	IL	133	0
BCS Ins Co	OH	11	0
Baltimore Life Ins Co	MD	0	0
Bankers Fidelity Life Ins Co	GA	48	0
Bankers Life & Cas Co	IL	68	0
Banner Life Ins Co	MD	18	0
Beazley Ins Co Inc	CT	6	0
Benchmark Ins Co	KS	524	0
Berkley Life & Hlth Ins Co	IA	1,096	0
Berkshire Life Ins Co of Amer	MA	1,919	0
Best Life & Hlth Ins Co	TX	806	0
Boston Mut Life Ins Co	MA	2	0
Brighthouse Life Ins Co	DE	32	0
CMFG Life Ins Co	IA	1,973	0
Capitol Life Ins Co	TX	2	0
Celtic Ins Co	IL	4	0
Central States H & L Co Of Omaha	NE	0	0
Central States Ind Co Of Omaha	NE	0	0
Centre Life Ins Co	MA	8	0
Chesapeake Life Ins Co	OK	471	0
Cigna Hlth & Life Ins Co	CT	18,118	0
Clear Spring Hlth Ins Co	AZ	847	0
Colonial Life & Accident Ins Co	SC	4,082	0

The 2023 annual statement data collection was revised, eliminating some data elements that were included in prior reports.



## HEALTH & ACCIDENT TOTAL BUSINESS CY 2023 (\$000)

Company Name	DOM	Direct Premiums Written	Dividends Paid
Colonial Penn Life Ins Co	PA	50	0
Combined Ins Co Of Amer	IL	65	0
Commercial Travelers Life Ins Co	NY	0	0
Companion Life Ins Company	SC	1,704	0
Connecticut Gen Life Ins Co	CT	3	0
Continental Amer Ins Co	NE	558	0
Continental Cas Co	IL	540	0
Continental Gen Ins Co	TX	73	0
Country Life Ins Co	IL	75	0
Delaware Amer Life Ins Co	DE	0	0
Delta Dental Ins Co	DE	1,023	0
Delta Dental Plan of OR	OR	5,555	0
Elips Life Ins Co	MO	3	0
Elixir Ins Co	OH	587	0
Equitable Financial Life Ins Co	NY	41	0
Equitable Financial Life Ins Co of A	AZ	1	0
Everest Reins Co	DE	4	0
Everlake Life Ins Co	IL	40	0
Everly Life Ins Co	WI	2	0
Family Heritage Life Ins Co Of Amer	OH	79	0
Family Life Ins Co	TX	2	0
Farmers New World Life Ins Co	WA	6	0
Federal Ins Co	IN	190	0
Federal Life Ins Co	IL	2	0
Fidelity Life Assn A Legal Reserve L	IL	0	0
Fidelity Security Life Ins Co	MO	2,551	0
First Hlth Life & Hlth Ins Co	TX	22	0
Forethought Life Ins Co	IN	22	0
Genworth Life & Ann Ins Co	VA	7	0
Genworth Life Ins Co	DE	3,717	0
Gerber Life Ins Co	NY	117	0

Company Name	DOM	Direct Premiums Written	Dividends Paid
Globe Life & Accident Ins Co	NE	162	0
Golden Rule Ins Co	IN	629	0
Government Employees Ins Co	NE	1	0
Government Personnel Mut Life Ins Co	TX	3	0
Granular Ins Co	SC	3,438	0
Great Amer Ins Co	OH	22	0
Great Northern Ins Co	IN	0	0
Great Southern Life Ins Co	TX	21	0
Guarantee Trust Life Ins Co	IL	95	0
Guardian Life Ins Co Of Amer	NY	1,712	8
HCC Life Ins Co	IN	8,821	0
Hartford Fire Ins Co	CT	32	0
Hartford Life & Accident Ins Co	CT	10,973	0
Health Care Serv Corp A Mut Legal Re	IL	5,813	0
Heartland Natl Life Ins Co	IN	202	0
Horace Mann Life Ins Co	IL	18	0
Humana Ins Co	WI	10,961	0
Humanadental Ins Co	WI	213	0
Independence Amer Ins Co	DE	113	0
Independent Order Of Foresters Us Br	TX	10	0
Individual Assur Co Life Hlth & Acc	OK	28	0
Investors Life Ins Co N Amer	TX	0	0
Jackson Natl Life Ins Co	MI	13	0
Jefferson Natl Life Ins Co	TX	0	0
John Alden Life Ins Co	AZ	3	0
John Hancock Life & Hlth Ins Co	MA	6	0
John Hancock Life Ins Co USA	MI	1,616	0
Kansas City Life Ins Co	MO	62	0
Knights Of Columbus	CT	31	0
Lasso Hlthcare Ins Co	TX	263	0
Liberty Natl Life Ins Co	NE	30	0

## HEALTH & ACCIDENT TOTAL BUSINESS CY 2023 (\$000)

Company Name	DOM	Direct Premiums Written	Dividends Paid
Life Ins Co Of N Amer	PA	6,845	0
Life Ins Co Of The Southwest	TX	0	0
Life Of The South Ins Co	GA	-2	0
LifeMap Assur Co	OR	0	0
LifeSecure Ins Co	MI	314	0
Lifewise Assur Co	WA	33,356	0
Lincoln Benefit Life Co	NE	136	0
Lincoln Heritage Life Ins Co	IL	0	0
Lincoln Life & Ann Co of NY	NY	2	0
Lincoln Natl Life Ins Co	IN	3,698	0
Loyal Amer Life Ins Co	OH	2,103	0
Lumico Life Ins Co	MO	5	0
Madison Natl Life Ins Co Inc	WI	8	0
Manhattan Life Ins Co	NY	24	0
ManhattanLife Ins & Ann Co	TX	121	0
Markel Ins Co	IL	8	0
Massachusetts Mut Life Ins Co	MA	585	16
Medamerica Ins Co	PA	68	0
Medco Containment Life Ins Co	PA	391	0
Medico Corp Life Ins Co	IA	11	0
Medico Ins Co	IA	17	0
Metropolitan Life Ins Co	NY	19,408	0
Mid West Natl Life Ins Co Of TN	TX	9	0
Minnesota Life Ins Co	MN	1,380	0
Moda Assur Co	AK	35,614	0
Moda Hlth Plan Inc	OR	26,078	0
Mony Life Ins Co	NY	19	26
Mutual Of Amer Life Ins Co	NY	15	0
Mutual Of Omaha Ins Co	NE	7,056	0
Nassau Life & Ann Co	CT	27	0
National Benefit Life Ins Co	NY	0	0

Company Name	DOM	Direct Premiums Written	Dividends Paid
National Cas Co	OH	0	0
National Guardian Life Ins Co	WI	145	0
National Hlth Ins Co	TX	3,695	0
National Life Ins Co	VT	3	0
National Teachers Assoc Life Ins Co	TX	6	0
National Union Fire Ins Co of Pittsb	PA	1,138	0
Nationwide Life Ins Co	OH	167	0
Natl Foundation Life Ins Co	TX	27	0
New England Life Ins Co	MA	4	0
New York Life Ins Co	NY	2,407	71
Northwestern Long Term Care Ins Co	WI	424	0
Northwestern Mut Life Ins Co	WI	1,279	444
Omaha Hlth Ins Co	NE	129	0
Omaha Ins Co	NE	98	0
Pan Amer Life Ins Co	LA	261	0
Paul Revere Life Ins Co	MA	88	0
Philadelphia Amer Life Ins Co	TX	3	0
Philadelphia Ind Ins Co	PA	54	0
Physicians Life Ins Co	NE	11	0
Physicians Mut Ins Co	NE	393	0
Premera Blue Cross	WA	1,140,689	0
Principal Life Ins Co	IA	7,462	0
Protective Life Ins Co	TN	187	0
Provident Life & Accident Ins Co	TN	1,012	0
Provident Life & Cas Ins Co	TN	5	0
Prudential Ins Co Of Amer	NJ	4,032	0
QBE Ins Corp	PA	2	0
Reliance Standard Life Ins Co	IL	821	0
Reliastar Life Ins Co	MN	15,124	0
Reliastar Life Ins Co Of NY	NY	25	0
Renaissance Life & Hlth Ins Co of Am	IN	110	0

## HEALTH & ACCIDENT TOTAL BUSINESS CY 2023 (\$000)

Company Name	DOM	Direct Premiums Written	Dividends Paid
Reserve Natl Ins Co	IL	29	0
RiverSource Life Ins Co	MN	122	0
SBLI USA Life Ins Co Inc	NY	2	0
SILAC Ins Co	IN	11	0
Securian Life Ins Co	MN	389	0
Security Natl Life Ins Co	UT	0	0
Sentry Ins Co	WI	0	0
Sierra Health & Life Ins Co	NV	6,178	0
SilverScript Ins Co	TN	1,364	0
SiriusPoint Amer Ins Co	NY	0	0
Standard Ins Co	OR	4,959	0
Standard Life & Accident Ins Co	TX	177	0
Standard Life & Cas Ins Co	UT	1	0
Standard Security Life Ins Co Of NY	NY	4	0
Starmount Life Ins Co	ME	1,012	0
Starr Ind & Liab Co	TX	9	0
State Farm Mut Auto Ins Co	IL	5,355	0
State Mut Ins Company	GA	2	0
Sterling Life Ins Co	IL	31	0
Swiss Re Corp Solutions Amer Ins Co	MO	731	0
Symetra Life Ins Co	IA	6,476	0
Talcott Resolution Life & Ann Ins Co	CT	0	0
Talcott Resolution Life Ins Co	CT	50	0
Teachers Ins & Ann Assoc Of Amer	NY	10	0
Thrivent Financial For Lutherans	WI	350	18
Tier One Ins Co	NE	73	0
Transamerica Cas Ins Co	IA	1	0
Transamerica Financial Life Ins Co	NY	1	0
Transamerica Life Ins Co	IA	1,909	0
Trustmark Ins Co	IL	11	0

Company Name	DOM	Direct Premiums Written	Dividends Paid
Trustmark Life Ins Co	IL	105	0
US Br Sun Life Assur Co of Canada	MI	20,722	0
US Business of Canada Life Assur Co	MI	0	0
USAA Life Ins Co	TX	1,594	0
USAbLe Life	AR	253	0
Unified Life Ins Co	TX	35	0
Union Fidelity Life Ins Co	KS	22	0
Union Labor Life Ins Co	MD	1,028	47
Union Security Ins Co	KS	8	0
United Amer Ins Company	NE	1,414	0
United Concordia Ins Co	AZ	4	0
United Heritage Life Ins Co	ID	4	0
United Of Omaha Life Ins Co	NE	873	0
United States Fire Ins Co	DE	1,726	0
United States Life Ins Co in the Cit	NY	25	0
United World Life Ins Co	NE	62	0
UnitedHealthcare Ins Co	CT	39,518	0
Unum Ins Co	ME	879	0
Unum Life Ins Co Of Amer	ME	14,241	0
VSP Vision Care Inc	VA	3,261	0
Washington Natl Ins Co	IN	144	0
WellCare Prescription Ins Inc	AZ	4,984	0
Wellfleet Ins Co	IN	4	0
Western United Life Assur Co	WA	2	0
Wilcac Life Ins Co	IL	1	0
Wilton Reassur Life Co of NY	NY	1	0
Woodmen World Life Ins Soc	NE	1	0
Zurich Amer Ins Co	NY	825	0
Zurich Amer Life Ins Co	IL	2	0
<b>Total Companies: 243</b>		<b>1,605,241</b>	<b>631</b>

# PROPERTY & CASUALTY INSURERS

Recap 53

Admitted Companies 54-61

Market Share 62-72

Total Business 73-80

# TITLE COMPANIES 80

## PROPERTY & CASUALTY RECAP CY 2023 (\$000)

	Direct Written Prem	% of Total Prem	Direct Earned Prem	Direct Losses Incurred	Loss Ratio
Aggregate write-ins for other lines of business	1,830	0.10%	1,820	-906	-49.79%
Aircraft (all perils)	66,722	3.72%	68,478	20,442	29.85%
Allied lines	34,422	1.92%	34,180	22,087	64.62%
Boiler and machinery	12,140	0.68%	11,980	2,779	23.19%
Burglary and theft	790	0.04%	791	9	1.10%
Commercial auto no-fault (personal injury protection)	3	0.00%	2	73	3272.59%
Commercial auto physical damage	26,962	1.51%	25,534	13,007	50.94%
Commercial multiple peril (liability portion)	33,239	1.86%	32,999	17,329	52.51%
Commercial multiple peril (non-liability portion)	73,850	4.12%	73,667	40,977	55.62%
Comprehensive (Hospital and Medical) Group	1,316	0.07%	1,327	2,874	216.67%
Comprehensive (hospital and medical) individual	0	0.00%	0	0	0.00%
Credit	3,477	0.19%	2,774	1,074	38.70%
Credit A&H (group and individual)	1	0.00%	3	0	-4.22%
Dental Only	32	0.00%	32	12	38.35%
Disability Income	370	0.02%	384	55	14.31%
Earthquake	40,196	2.24%	40,167	370	0.92%
Excess workers' compensation	3,693	0.21%	3,716	4,841	130.28%
Farmowners multiple peril	899	0.05%	852	937	110.00%
Federal employees health benefits plan premium	0	0.00%	0	0	0.00%
Federal flood	692	0.04%	727	1,409	193.94%
Fidelity	2,875	0.16%	2,660	1,188	44.65%
Financial guaranty	189	0.01%	422	0	0.00%
Fire	57,771	3.23%	54,943	21,107	38.42%
Homeowners multiple peril	220,067	12.29%	211,479	141,474	66.90%
Inland marine	90,990	5.08%	87,860	35,129	39.98%

	Direct Written Prem	% of Total Prem	Direct Earned Prem	Direct Losses Incurred	Loss Ratio
International	1	0.00%	1	0	47.51%
Long-Term Care	1,231	0.07%	1,249	3,261	261.16%
Medicaid Title XIX	0	0.00%	0	0	0.00%
Medical professional liability: claims-made	14,508	0.81%	14,427	9,362	64.89%
Medical professional liability: occurrence	2,742	0.15%	2,696	848	31.46%
Medicare Supplement	3,064	0.17%	2,924	2,728	93.31%
Medicare Title XVIII	0	0.00%	0	0	0.00%
Mortgage guaranty	17,800	0.99%	18,442	-639	-3.47%
Multiple peril crop	94	0.01%	104	102	98.56%
Ocean marine	44,101	2.46%	43,857	17,539	39.99%
Other commercial auto liability	77,785	4.34%	75,237	58,138	77.27%
Other Health	6,888	0.38%	6,700	2,918	43.55%
Other liability: claims-made	19,384	1.08%	19,084	3,967	20.79%
Other liability: occurrence	94,989	5.30%	90,454	48,206	53.29%
Other private passenger auto liability	324,335	18.11%	317,741	223,496	70.34%
Private crop	0	0.00%	0	0	0.00%
Private flood	2,299	0.13%	2,294	52	2.29%
Private passenger auto no-fault (personal injury protection)	0	0.00%	0	214	-891379%
Private passenger auto physical damage	272,407	15.21%	264,018	179,477	67.98%
Products liability: claims-made	7	0.00%	10	440	4399.87%
Products liability: occurrence	5,291	0.30%	4,879	1,823	37.36%
Surety	41,961	2.34%	39,225	3,479	8.87%
Vision Only	4	0.00%	4	0	0.00%
Warranty	2,542	0.14%	835	835	99.98%
Workers' compensation	187,269	10.45%	185,612	80,495	43.37%
<b>TOTAL</b>	<b>1,791,221</b>	<b>-</b>	<b>1,746,586</b>	<b>963,006</b>	<b>-</b>

- The information contained in the Statistical & Financial Data reports is based on calendar year data. It should not be used to make determinations about the adequacy or excessiveness of insurance premiums because:
  - Calendar year data does not match losses with the premiums used to pay the losses. In any calendar year, some of the losses incurred by an insurer in that calendar year will be from policies that were issued in prior years.
  - Incurred loss data includes only amounts that an insurer pays as losses for items such as medical treatment and repairing or replacing damaged property. Loss data in these exhibits does not include other costs associated with settling claims such as attorney fees and adjusting costs. The loss data also does not include an insurer's operating expenses.
- Health business detail and market share are located on pages 45-51.

## ADMITTED COMPANIES CY 2023 - PROPERTY & CASUALTY (\$000)

NAIC #	Company Name	Assets	Surplus
36404	21st Century Cas Co	19,543	13,179
34789	21st Century Centennial Ins Co	237,904	229,973
12963	21st Century Ins Co	1,224,564	1,172,677
32220	21st Century N Amer Ins Co	690,231	654,807
20796	21st Century Premier Ins Co	118,408	111,875
31325	Acadia Ins Co	208,300	58,401
10220	Accelerant Natl Ins Co	179,604	42,328
20010	Acceptance Ind Ins Co	448,707	190,032
12304	Accident Fund Gen Ins Co	321,054	117,818
10166	Accident Fund Ins Co of Amer	5,420,570	1,836,013
12305	Accident Fund Natl Ins Co	168,773	90,035
26379	Accredited Surety & Cas Co Inc	565,469	69,399
22667	Ace Amer Ins Co	31,104,173	5,339,240
20702	Ace Fire Underwriters Ins Co	126,504	88,207
20699	Ace Prop & Cas Ins Co	16,233,080	3,675,290
19984	ACIG Ins Co	645,789	202,005
22950	Acstar Ins Co	42,166	19,351
44318	Admiral Ind Co	73,679	48,396
33898	Aegis Security Ins Co	176,273	44,814
10014	Affiliated Fm Ins Co	5,142,575	3,304,679
22837	AGCS Marine Ins Co	289,920	175,572
40258	AIG Assur Co	34,624	31,785
19402	AIG Prop Cas Co	65,794	52,616
19399	AIU Ins Co	96,727	77,408
10957	Alamance Ins Co	595,610	441,650
38733	Alaska Natl Ins Co	1,200,053	548,843
24899	Alea North America Ins Co	80,683	46,363
13285	Allegheny Cas Co	56,036	31,407
35300	Allianz Global Risks US Ins Co	10,473,313	2,236,195
22730	Allied World Ins Co	5,572,056	2,455,802
10690	Allied World Natl Assur Co	1,041,752	282,768

NAIC #	Company Name	Assets	Surplus
16624	Allied World Specialty Ins Co	2,657,877	965,167
10212	Allmerica Fin Alliance Ins Co	28,950	28,914
41840	Allmerica Fin Benefit Ins Co	93,776	93,718
29688	Allstate Fire & Cas Ins Co	118,904	110,341
19240	Allstate Ind Co	112,708	101,280
19232	Allstate Ins Co	62,230,990	11,988,258
11110	Allstate N Amer Ins Co	18,834	18,709
36455	Allstate Northbrook Ind Co	55,465	55,134
17230	Allstate Prop & Cas Ins Co	111,094	98,670
37907	Allstate Vehicle & Prop Ins Co	79,035	52,072
32450	ALPS Prop & Cas Ins Co	172,661	59,038
18708	Ambac Assur Corp	1,668,842	897,239
19720	American Alt Ins Corp	568,422	196,290
21849	American Automobile Ins Co	252,497	86,470
10111	American Bankers Ins Co Of FL	2,457,587	457,985
11240	American Builders Ins Co	175,573	68,899
40789	American Business & Mercantile Ins M	82,161	62,495
20427	American Cas Co Of Reading PA	96,586	96,551
19941	American Commerce Ins Co	352,461	113,349
10216	American Contractors Ind Co	438,231	125,574
19690	American Economy Ins Co	21,140	20,340
37990	American Empire Ins Co	21,487	21,487
43117	American Equity Ins Co	99,104	99,062
23337	American European Ins Co	261,163	60,459
12504	American Family Connect Ins Co	14,383	14,136
29068	American Family Connect Prop & Cas I	1,469,370	569,128
23450	American Family Home Ins Co	339,317	89,265
24066	American Fire & Cas Co	48,096	44,764
26247	American Guar & Liab Ins	299,796	181,202

NAIC #	Company Name	Assets	Surplus
43494	American Hallmark Ins Co Of TX	568,547	85,857
19380	American Home Assur Co	20,945,316	7,110,924
31895	American Interstate Ins Co	937,872	254,856
12228	American Interstate Ins Co of TX	72,510	29,246
12200	American Liberty Ins Co	18,009	6,401
16810	American Mercury Ins Co	207,573	141,829
23469	American Modern Home Ins Co	1,060,557	215,506
42722	American Modern Prop & Cas Ins Co	548,487	105,664
38652	American Modern Select Ins Co	130,230	50,246
28401	American Natl Prop & Cas Co	2,121,062	740,470
12190	American Pet Ins Co	524,692	199,613
19615	American Reliable Ins Co	24,817	16,362
19631	American Road Ins Co	866,474	432,177
42978	American Security Ins Co	1,854,698	556,231
17965	American Sentinel Ins Co	16,663	16,659
41998	American Southern Home Ins Co	108,059	19,979
19704	American States Ins Co	54,564	45,994
37214	American States Preferred Ins Co	15,748	15,146
10872	American Strategic Ins Corp	2,941,297	758,319
19623	American Summit Ins Co	129,265	79,239
31380	American Surety Co	11,284	7,535
10251	American Underwriters Ins Co	18,903	18,609
40142	American Zurich Ins Co	290,951	202,837
19488	Amerisure Ins Co	972,068	229,635
23396	Amerisure Mut Ins Co	2,766,719	1,156,420
11050	Amerisure Partners Ins Co	125,208	47,154
27928	Amex Assur Co	221,921	165,870
16459	AmFed Advantage Ins Co	14,863	14,560
11963	AmFed Cas Ins Co	38,887	27,299

## ADMITTED COMPANIES CY 2023 - PROPERTY & CASUALTY (\$000)

NAIC #	Company Name	Assets	Surplus
11208	AmFed Natl Ins Co	121,936	65,305
42390	Amguard Ins Co	2,068,407	321,618
19976	Amica Mut Ins Co	5,593,711	2,726,946
15954	AmTrust Ins Co	69,275	65,368
34738	Arag Ins Co	163,242	116,945
30830	Arch Ind Ins Co	261,650	90,329
11150	Arch Ins Co	9,966,866	2,442,393
29114	ARCH Mortgage Assur Co	52,589	47,113
18732	Arch Mortgage Guar Co	44,094	41,066
40266	ARCH Mortgage Ins Co	2,048,774	153,145
10946	Arch Prop Cas Ins Co	130,219	129,801
10348	Arch Reins Co	5,955,915	3,293,082
16926	Areca Ins Exch	33,797	26,756
19860	Argonaut Great Central Ins Co	36,658	29,435
19801	Argonaut Ins Co	2,693,738	1,289,349
19828	Argonaut Midwest Ins Co	23,897	18,060
13900	ARI Ins Co	41,188	39,471
41459	Armed Forces Ins Exch	95,112	36,223
23752	Ascot Ins Co	1,081,595	609,612
30279	Ascot Surety & Cas Co	502,175	486,552
43460	Aspen Amer Ins Co	2,278,626	1,063,082
30180	Assured Guar Corp	2,393,783	1,650,573
18287	Assured Guar Municipal Corp	5,438,772	2,646,245
29033	Atain Ins Co	108,814	68,375
23833	AtHome Ins Co	16,032	15,964
27154	Atlantic Specialty Ins Co	4,215,546	880,751
25422	Atradius Trade Credit Ins Co	242,607	156,045
13412	Austin Mut Ins Co	89,378	71,742
19062	Automobile Ins Co Of Hartford CT	1,279,273	304,788
10367	Avemco Ins Co	85,383	39,891
37273	Axis Ins Co	1,873,121	590,825
20370	AXIS Reins Co	4,228,452	1,063,440

NAIC #	Company Name	Assets	Surplus
15610	AXIS Specialty Ins Co	2,692,548	533,107
33162	Bankers Ins Co	115,007	44,603
18279	Bankers Standard Ins Co	317,636	223,734
38245	BCS Ins Co	311,677	142,840
16510	Beazley Amer Ins Co Inc	16,530	7,033
37540	Beazley Ins Co Inc	1,142,561	328,829
41394	Benchmark Ins Co	1,119,581	213,310
15911	Berkley Cas Co	114,136	30,761
32603	Berkley Ins Co	29,299,653	8,776,138
38911	Berkley Natl Ins Co	229,044	89,345
29580	Berkley Regional Ins Co	950,915	872,409
13070	Berkshire Hathaway Assur Corp	1,755,801	1,494,440
10391	Berkshire Hathaway Direct Ins Co	645,192	211,254
20044	Berkshire Hathaway Homestate Ins Co	4,125,069	2,284,690
22276	Berkshire Hathaway Specialty Ins Co	7,597,610	3,926,096
20095	BITCO Gen Ins Corp	1,155,475	328,296
20109	BITCO Natl Ins Co	193,110	88,154
26611	Blackboard Ins Co	69,700	24,736
22250	BlueShore Ins Co	187,468	70,546
27081	Bond Safeguard Ins Co	44,779	43,712
12319	Bondsman Ins Co	7,675	7,256
16825	Branch Ins Exchange	131,810	38,548
13528	Brotherhood Mut Ins Co	1,109,164	307,402
14380	Build Amer Mut Assur Co	500,022	269,329
15385	Bureau Veritas Inspection & Ins Co	13,985	9,487
20117	California Cas Ind Exch	590,231	122,079
38865	California Ins Co	1,550,726	631,883
36340	Camico Mut Ins Co	109,298	47,036
12260	Campmed Cas & Ind Co Inc	20,252	20,231
10472	Capitol Ind Corp	686,418	276,874
10510	Carolina Cas Ins Co	306,088	115,782

NAIC #	Company Name	Assets	Surplus
11255	Caterpillar Ins Co	1,254,444	617,909
19518	Catlin Ins Co	80,348	70,137
34274	Central States Ind Co Of Omaha	789,388	689,057
34649	Centre Ins Co	24,462	10,390
42765	Centurion Cas Co	10,471	9,251
20710	Century Ind Co	631,916	25,000
26905	Century Natl Ins Co	97,987	42,441
10006	Cerity Ins Co	161,999	57,451
25615	Charter Oak Fire Ins Co	1,204,444	248,071
22810	Chicago Ins Co	80,784	75,989
16356	Chiron Ins Co	23,670	15,050
12777	Chubb Ind Ins Co	292,131	186,514
10052	Chubb Natl Ins Co	318,367	199,440
18767	Church Mut Ins Co S I	2,158,859	314,444
22004	CIM Ins Corp	17,258	17,103
31534	Citizens Ins Co Of Amer	1,818,759	598,731
41335	City Natl Ins Co	36,377	21,044
20532	Clarendon Natl Ins Co	768,337	245,172
15563	Clear Spring Prop & Cas Co	658,475	194,916
33480	Clermont Ins Co	29,889	26,106
12356	CM Regent Ins Co	154,829	128,617
29530	Coalition Ins Co	73,818	50,829
31887	Coface N Amer Ins Co	179,735	66,344
36552	Coliseum Reins Co	254,515	161,576
34347	Colonial Amer Cas & Surety Co	18,889	17,844
10758	Colonial Surety Co	108,269	69,924
36927	Colony Specialty Ins Co	96,762	26,314
27812	Columbia Ins Co	47,827,322	39,834,238
19410	Commerce & Industry Ins Co	1,867,133	468,491
12177	Compwest Ins Co	228,041	155,039
10891	Concert Ins Co	54,375	31,028
23795	Consolidated Natl Ins Co	15,752	8,113

## ADMITTED COMPANIES CY 2023 - PROPERTY & CASUALTY (\$000)

NAIC #	Company Name	Assets	Surplus
32190	Constitution Ins Co	39,446	21,659
20443	Continental Cas Co	47,813,336	10,946,238
35289	Continental Ins Co	2,108,309	1,951,609
10804	Continental Western Ins Co	201,592	108,076
37206	Contractors Bonding & Ins Co	261,796	118,825
11860	Copic Ins Co	663,366	281,039
13210	Copperpoint Cas Ins Co	11,779	10,595
13928	Copperpoint Ind Ins Co	16,903	11,182
10499	CorePointe Ins Co	28,663	26,732
20982	Country Cas Ins Co	91,102	73,917
20990	Country Mut Ins Co	6,881,572	3,470,365
21008	Country Pref Ins Co	351,560	95,107
26492	Courtesy Ins Co	1,275,885	641,532
18961	Crestbrook Ins Co	271,705	79,848
16070	Cronus Ins Co	61,410	49,348
31348	Crum & Forster Ind Co	93,970	28,659
42471	Crum & Forster Ins Co	92,505	29,719
10921	CSAA Fire & Cas Ins Co	239,980	60,554
37770	CSAA Gen Ins Co	270,489	164,867
10847	Cumis Ins Society Inc	2,803,023	1,103,671
21164	Dairyland Ins Co	1,723,565	460,298
16623	Dairyland Natl Ins Co	16,039	15,761
12502	DB Ins Co Ltd (US Branch)	815,675	294,831
16705	Dealers Assur Co	330,512	128,872
40975	Dentists Ins Co	382,576	183,878
12718	Developers Surety & Ind Co	738,832	160,949
42048	Diamond State Ins Co	236,042	70,420
34711	Digital Advantage Ins Co	223,854	42,200
34495	Doctors Co An Interins Exch	5,234,375	2,876,763
14702	Eastguard Ins Co	382,182	102,905
22926	Economy Fire & Cas Co	427,711	339,834

NAIC #	Company Name	Assets	Surplus
21261	Electric Ins Co	919,461	336,125
14051	Empire Bonding & Ins Co	6,142	3,291
21326	Empire Fire & Marine Ins Co	47,510	38,498
25402	Employers Assur Co	809,737	224,514
11512	Employers Compensation Ins Co	605,609	218,872
10640	Employers Ins Co Of NV	359,788	250,405
21458	Employers Ins Co of Wausau	8,698,430	1,834,524
21415	Employers Mut Cas Co	5,330,149	1,570,343
10346	Employers Preferred Ins Co	1,123,775	232,163
37095	Enact Financial Assur Corp	10,261	10,207
38458	Enact Mortgage Ins Corp	5,753,361	939,565
16675	Enact Mortgage Ins Corp of NC	45,311	35,787
15130	Encompass Ind Co	10,613	8,337
10641	Endurance Amer Ins Co	1,324,174	1,103,225
11551	Endurance Assur Corp	17,439,061	4,389,898
11232	Enumclaw Prop & Cas Ins Co	9,001	8,850
13634	Essent Guar Inc	3,637,250	1,004,104
37915	Essentia Ins Co	158,391	34,293
25712	Esurance Ins Co	204,326	156,531
20516	Euler Hermes N Amer Ins Co	1,116,166	335,975
16044	Everest Denali Ins Co	192,134	16,259
10120	Everest Natl Ins Co	1,561,100	204,774
16045	Everest Premier Ins Co	247,661	22,517
26921	Everest Reins Co	26,275,868	6,963,364
12750	Evergreen Natl Ind Co	66,919	45,275
24961	Everspan Ins Co	97,740	54,921
35181	Executive Risk Ind Inc	7,571,260	1,850,731
40029	Explorer Ins Co	864,250	232,125
21482	Factory Mut Ins Co	29,272,852	21,340,100
35157	Fair Amer Ins & Reins Co	299,567	210,711
31925	Falls Lake Natl Ins Co	2,221,881	233,298

NAIC #	Company Name	Assets	Surplus
25321	Farmers Direct Prop & Cas Ins Co	76,141	53,529
34339	Farmers Grp Prop & Cas Ins Co	325,550	288,163
41483	Farmington Cas Co	1,328,821	289,234
20281	Federal Ins Co	20,116,355	4,811,672
13935	Federated Mut Ins Co	9,637,825	5,099,293
16024	Federated Reserve Ins Co	175,468	75,660
11118	Federated Rural Electric Ins Exch	707,694	270,604
28304	Federated Serv Ins Co	638,616	338,971
39306	Fidelity & Deposit Co Of MD	300,750	220,635
35386	Fidelity & Guar Ins Co	45,158	18,970
25879	Fidelity & Guar Ins Underwriters Inc	171,526	94,770
31453	Financial Pacific Ins Co	254,190	88,193
21873	Firemans Fund Ins Co	2,130,423	1,383,128
21784	Firemens Ins Co Of Washington DC	118,847	37,737
37710	First Amer Prop & Cas Ins Co	32,453	20,369
29980	First Colonial Ins Co	296,320	132,301
11177	First Fin Ins Co	742,549	550,747
33588	First Liberty Ins Corp	20,778	20,210
24724	First Natl Ins Co Of Amer	65,174	64,309
11054	Fletcher Reins Co	8,006	7,923
13978	Florists Mut Ins Co	160,233	37,116
11185	Foremost Ins Co Grand Rapids MI	3,730,436	1,966,063
11800	Foremost Prop & Cas Ins Co	78,210	20,223
41513	Foremost Signature Ins Co	34,293	21,256
26794	Fortitude Cas Ins Co	8,090	8,080
10801	Fortress Ins Co	167,803	82,795
22209	Freedom Specialty Ins Co	85,420	25,668
21253	Garrison Prop & Cas Ins Co	4,838,322	1,431,885
14138	GEICO Advantage Ins Co	165,634	165,044
41491	Geico Cas Co	328,689	322,226



## ADMITTED COMPANIES CY 2023 - PROPERTY & CASUALTY (\$000)

NAIC #	Company Name	Assets	Surplus
14139	GEICO Choice Ins Co	135,992	135,723
35882	Geico Gen Ins Co	20,142,316	9,404,357
22055	Geico Ind Co	6,203,908	5,195,252
37923	GEICO Marine Ins Co	40,920	22,471
14137	GEICO Secure Ins Co	72,345	62,599
24414	General Cas Co Of WI	1,778,214	331,248
24732	General Ins Co Of Amer	131,719	107,074
22039	General Reins Corp	24,059,009	14,469,129
39322	General Security Natl Ins Co	335,480	191,257
11967	General Star Natl Ins Co	211,286	142,645
11231	Generali Us Branch	765,684	244,968
38962	Genesis Ins Co	168,278	95,294
10799	Geovera Ins Co	170,222	39,564
12254	Glencar Ins Co	215,724	60,931
22063	Government Employees Ins Co	75,608,882	47,031,996
23809	Granite State Ins Co	34,605	31,577
36307	Gray Ins Co	511,846	218,073
26832	Great Amer Alliance Ins Co	30,919	30,902
26344	Great Amer Assur Co	25,800	25,781
16691	Great Amer Ins Co	12,791,459	3,187,246
22136	Great Amer Ins Co of NY	258,360	258,360
31135	Great Amer Security Ins Co	16,542	16,517
33723	Great Amer Spirit Ins Co	19,259	19,238
25224	Great Divide Ins Co	235,671	119,748
18694	Great Midwest Ins Co	537,055	308,668
20303	Great Northern Ins Co	630,992	433,797
26654	Great Northwest Ins Co	31,812	10,236
12982	Great Plains Cas Inc	38,125	32,813
11371	Great West Cas Co	2,872,646	808,968
22322	Greenwich Ins Co	14,397,437	3,638,343
43974	Greenwood Ins Co	16,182	8,582

NAIC #	Company Name	Assets	Surplus
10019	Greystone Ins Co	115,171	110,500
36650	Guarantee Co Of N Amer USA	20,207	20,139
15032	GuideOne Ins Co	1,533,686	532,176
34037	Hallmark Ins Co	250,555	15,661
36064	Hanover Amer Ins Co	39,686	39,664
22292	Hanover Ins Co	10,605,804	2,632,722
26433	Harco Natl Ins Co	1,464,270	855,479
23582	Harleysville Ins Co	132,729	51,490
22357	Hartford Accident & Ind Co	13,432,466	3,391,305
29424	Hartford Cas Ins Co	2,600,179	912,879
19682	Hartford Fire Ins Co	26,682,418	11,986,065
37478	Hartford Ins Co Of The Midwest	601,350	448,018
11452	Hartford Steam Boil Inspec & Ins Co	2,231,158	793,198
29890	Hartford Steam Boil Inspec Ins Co CT	15,691	13,351
30104	Hartford Underwriters Ins Co	1,838,277	612,820
41343	HDI Global Ins Co	965,031	385,120
39527	Heritage Ind Co	20,507	20,445
10200	Hiscox Ins Co Inc	1,787,364	498,168
12536	Homeowners of Amer Ins Co	333,148	51,696
17221	Homesite Ins Co	490,764	78,058
13927	Homesite Ins Co Of The Midwest	1,354,957	106,260
22578	Horace Mann Ins Co	503,283	176,266
22756	Horace Mann Prop & Cas Ins Co	313,517	113,235
11245	Hornbeam Ins Co	15,318	10,907
25054	Hudson Ins Co	2,372,913	679,888
35246	Illinois Ins Co	86,265	16,536
23817	Illinois Natl Ins Co	50,358	39,157
35408	Imperium Ins Co	741,414	330,461
11090	Incline Cas Co	334,510	81,877

NAIC #	Company Name	Assets	Surplus
43575	Indemnity Ins Co Of North Amer	405,936	171,239
18468	Indemnity Natl Ins Co	335,961	114,247
26581	Independence Amer Ins Co	361,957	247,885
14265	Indiana Lumbermens Ins Co	9,102	9,099
22268	Infinity Ins Co	937,704	25,242
22713	Insurance Co of N Amer	89,559	77,084
11162	Insurance Co of the South	126,667	46,611
19429	Insurance Co Of The State Of PA	128,989	40,089
27847	Insurance Co Of The West	5,426,926	1,570,016
22780	Integon Gen Ins Corp	316,898	8,225
22772	Integon Ind Corp	725,766	120,112
29742	Integon Natl Ins Co	3,310,855	179,956
11592	International Fidelity Ins Co	143,316	88,374
17182	Intrepid Cas Co	30,802	30,161
10749	Intrepid Ins Co	103,120	33,185
36153	Inverin Ins Co	7,866	7,777
23647	Ironshore Ind Inc	251,475	104,302
32921	ISMIE Mut Ins Co	1,485,687	632,968
11630	Jefferson Ins Co	804,841	377,039
16379	Jet Ins Co	25,827	12,598
14354	Jewelers Mut Ins Co S I	769,414	452,583
16116	JM Specialty Ins Co	17,287	16,974
10885	Key Risk Ins Co	90,980	35,506
13722	Knightbrook Ins Co	240,459	135,281
26077	Lancer Ins Co	742,418	240,925
37940	Lexington Natl Ins Corp	137,238	19,987
13307	Lexon Ins Co	529,958	74,510
42404	Liberty Ins Corp	218,754	209,468
19917	Liberty Ins Underwriters Inc	291,094	105,442
23035	Liberty Mut Fire Ins Co	8,646,079	1,718,929
23043	Liberty Mut Ins Co	70,891,554	23,463,489

## ADMITTED COMPANIES CY 2023 - PROPERTY & CASUALTY (\$000)

NAIC #	Company Name	Assets	Surplus
41939	Liberty Northwest Ins Corp	59,918	59,513
40550	LIO Ins Co	159,448	104,157
33600	LM Ins Corp	123,326	120,925
32352	LM Prop & Cas Ins Co	56,219	40,272
10051	Lyndon Southern Ins Co	861,526	180,904
42617	MAG Mut Ins Co	2,754,125	1,008,376
17203	Mainsail Ins Co	17,936	17,802
36897	Manufacturers Alliance Ins Co	298,249	78,249
16561	Many Ins Co	17,852	17,802
23876	MAPFRE Ins Co	81,112	21,272
28932	Markel Amer Ins Co	1,957,759	567,336
10829	Markel Global Reins Co	6,377,019	1,982,928
38970	Markel Ins Co	5,384,978	2,662,318
22306	Massachusetts Bay Ins Co	81,279	81,179
10784	Maxum Cas Ins Co	23,274	19,512
12041	MBIA Ins Corp	210,205	146,502
32433	Medical Ins Exch Of CA	429,125	209,614
32522	Medical Mut Ins Co Of NC	742,820	328,214
11843	Medical Protective Co	5,612,188	3,581,414
22241	Medmarc Cas Ins Co	158,523	60,167
14164	MEMIC Cas Co	188,600	48,073
11030	MEMIC Ind Co	625,736	183,747
31968	Merastar Ins Co	89,837	27,833
14494	Merchants Bonding Co a Mut	450,289	270,944
11595	Merchants Natl Bonding Inc	78,124	33,964
23353	Meridian Security Ins Co	137,608	32,202
16187	Metromile Ins Co	119,959	30,010
39950	Metropolitan Gen Ins Co	348,220	206,139
22594	MGIC Assur Corp Gen Account	300,919	274,751
18740	MGIC Ind Corp	160,767	115,328
38660	MIC Gen Ins Corp	58,568	33,868

NAIC #	Company Name	Assets	Surplus
38601	MIC Prop & Cas Ins Corp	101,547	54,100
23434	Middlesex Ins Co	991,454	245,383
27138	Midvale Ind Co	251,532	12,175
23612	Midwest Employers Cas Co	194,527	131,090
26662	Milford Cas Ins Co	29,818	26,342
42234	Minnesota Lawyers Mut Ins Co	256,869	159,195
20362	Mitsui Sumitomo Ins Co of Amer	2,228,186	1,211,777
22551	Mitsui Sumitomo Ins USA Inc	171,908	44,451
16942	MMIC Ins Inc	729,853	276,511
10675	Mobilitas Gen Ins Co	180,727	25,906
29858	Mortgage Guar Ins Corp	6,495,138	635,780
22012	Motors Ins Corp	2,318,517	1,050,290
16498	MTAW Ins Co	8,944	8,569
10227	Munich Reins Amer Inc	21,450,896	5,159,224
14761	Mutual Of Enumclaw Ins Co	872,316	273,435
23663	National Amer Ins Co	410,610	107,113
16632	National Builders Ins Co	115,576	41,846
11991	National Cas Co	985,032	202,386
10243	National Continental Ins Co	149,243	100,113
16217	National Farmers Union Prop & Cas	77,402	46,519
20478	National Fire Ins Co Of Hartford	83,280	83,215
42447	National Gen Assur Co	46,550	18,016
23728	National Gen Ins Co	80,477	27,419
11044	National General Ins Online Inc	23,238	12,450
20087	National Ind Co	381,239,887	225,582,882
32620	National Interstate Ins Co	1,777,221	480,506
20052	National Liab & Fire Ins Co	5,020,631	1,891,026
13695	National Mortgage Ins Corp	2,864,769	963,085
23825	National Public Finance Guar Corp	1,469,939	763,399

NAIC #	Company Name	Assets	Surplus
22608	National Specialty Ins Co	168,261	76,498
15474	National Summit Ins Co	183,461	61,116
21881	National Surety Corp	123,853	84,400
19445	National Union Fire Ins Co of Pittsb	21,420,677	5,508,531
26093	Nationwide Affinity Co of Amer	122,396	9,944
10723	Nationwide Assur Co	249,147	61,851
23760	Nationwide Gen Ins Co	1,228,579	288,403
25453	Nationwide Ins Co Of Amer	1,138,193	254,936
23787	Nationwide Mut Ins Co	50,182,865	18,966,243
37877	Nationwide Prop & Cas Ins Co	468,053	36,353
42307	Navigators Ins Co	6,877,591	1,938,462
15865	NCMIC Ins Co	889,868	387,406
24171	Netherlands Ins Co The	26,383	22,792
21830	New England Ins Co	16,325	14,421
23841	New Hampshire Ins Co	114,477	60,193
12130	New South Ins Co	67,478	8,972
16608	New York Marine & Gen Ins Co	2,347,788	592,073
33200	Norcal Ins Co	1,577,461	532,961
31470	Norguard Ins Co	2,357,712	447,060
23892	North Pacific Ins Co	9,705	8,704
27740	North Pointe Ins Co	21,519	17,972
21105	North River Ins Co	1,879,358	504,091
24031	Northland Cas Co	135,998	38,582
42552	Nova Cas Co	101,534	98,714
39608	Nutmeg Ins Co	526,480	308,937
34630	Oak River Ins Co	1,221,588	683,576
15645	OBI Amer Ins Co	15,531	15,500
14190	OBI Natl Ins Co	13,513	13,476
35602	Obsidian Ins Co	74,237	37,881
26395	Obsidian Pacific Ins Co	35,057	32,154

## ADMITTED COMPANIES CY 2023 - PROPERTY & CASUALTY (\$000)

NAIC #	Company Name	Assets	Surplus
23248	Occidental Fire & Cas Co Of NC	450,300	244,025
23680	Odyssey Reins Co	15,504,935	4,976,565
24074	Ohio Cas Ins Co	9,290,245	2,592,167
26565	Ohio Ind Co	223,574	65,990
24082	Ohio Security Ins Co	29,944	16,163
24139	Old Republic Gen Ins Corp	2,473,087	687,476
24147	Old Republic Ins Co	4,334,336	1,407,729
35424	Old Republic Security Assur Co	708,881	216,027
37060	Old United Cas Co	1,117,621	536,690
16219	Omaha Natl Ins Co	229,938	69,949
42897	OnStar Natl Ins Co	66,020	49,385
23922	Oregon Automobile Ins Co	9,449	8,549
11555	Pacific Compensation Ins Co	759,182	194,531
22748	Pacific Employers Ins Co	966,399	913,969
20346	Pacific Ind Co	16,140,952	4,633,497
37850	Pacific Specialty Ins Co	327,241	141,146
20338	Palomar Specialty Ins Co	1,088,300	439,264
10859	Park Natl Ins Co	20,999	19,534
38636	Partner Reins Co Of The US	7,663,500	2,181,663
11835	PartnerRe Amer Ins Co	333,782	54,174
18139	Peak Prop & Cas Ins Corp	70,765	62,993
18333	Peerless Ind Ins Co	195,818	174,647
24198	Peerless Ins Co	22,238,039	5,510,795
32859	Penn Amer Ins Co	196,372	125,862
14974	Pennsylvania Lumbermens Mut Ins	680,791	194,329
12262	Pennsylvania Manufacturers Assoc Ins	1,397,244	324,828
41424	Pennsylvania Manufacturers Ind Co	311,518	88,509
14990	Pennsylvania Natl Mut Cas Ins Co	1,570,021	809,500
37648	Permanent Gen Assur Corp	720,402	121,605

NAIC #	Company Name	Assets	Surplus
12297	Petroleum Cas Co	30,328	22,432
13714	Pharmacists Mut Ins Co	403,038	102,489
18058	Philadelphia Ind Ins Co	12,194,623	3,829,167
25623	Phoenix Ins Co	5,351,349	1,866,897
40738	Physicians Ins A Mut Co	592,894	276,188
21296	Pinnacle Nat Ins Co	46,007	19,948
40312	Pioneer Specialty Ins Co	177,729	46,746
10817	Plateau Cas Ins Co	68,947	34,681
18619	Platte River Ins Co	166,862	52,546
30945	Plaza Ins Co	31,376	23,536
36587	Plymouth Rock Assur Preferred Corp	222,421	37,272
10287	PMI Ins Co	19,337	11,615
25747	Point Specialty Ins Co	12,151	11,939
13694	Poseidon Structured Mortgage Ins Co	7,872	7,670
37257	Praetorian Ins Co	508,677	133,611
37869	Pre Paid Legal Cas Inc	11,901	10,935
10900	Preferred Employers Ins Co	104,713	52,624
36234	Preferred Professional Ins Co	182,111	94,165
12773	Prescient Natl Ins Co	121,608	70,929
12873	Privilege Underwriters Recp Exch	2,065,766	660,986
33391	ProAssurance Ind Co Inc	2,163,284	563,197
14460	ProAssurance Ins Co of Amer	319,171	82,812
21903	Procentury Ins Co	43,089	40,833
11127	Professional Solutions Ins Co	35,422	9,201
11851	Progressive Advanced Ins Co	1,269,864	545,227
24260	Progressive Cas Ins Co	19,161,229	4,687,992
42994	Progressive Classic Ins Co	1,017,880	285,000
12879	Progressive Commercial Cas Co	8,969	8,903

NAIC #	Company Name	Assets	Surplus
16322	Progressive Direct Ins Co	17,582,707	5,387,593
24279	Progressive Max Ins Co	1,308,057	420,879
38628	Progressive Northern Ins Co	4,170,862	1,130,995
42919	Progressive Northwestern Ins Co	4,075,313	1,136,222
37834	Progressive Preferred Ins Co	2,123,415	566,152
32786	Progressive Specialty Ins Co	2,440,984	664,281
34690	Property & Cas Ins Co Of Hartford	565,509	308,607
10638	Proselect Ins Co	48,605	15,808
12416	Protective Ins Co	1,278,397	349,486
35769	Protective Prop & Cas Ins Co	443,020	214,235
24295	Providence Washington Ins Co	13,215	12,954
15059	Public Serv Ins Co	112,570	45,796
39217	QBE Ins Corp	3,905,323	778,765
17285	QPIC Ins Co	7,752	7,648
33790	Radian Guar Inc	6,425,411	619,584
30872	Radian Mortgage Assur Inc	8,962	8,940
15756	Radnor Specialty Ins Co	84,084	68,943
11673	Redwood Fire & Cas Ins Co	2,869,471	1,435,085
24449	Regent Ins Co	54,304	22,950
10810	Republic Fire & Cas Ins Co	15,380	12,820
22179	Republic Ind Co Of Amer	157,506	137,283
43753	Republic Ind Co of CA	34,959	26,570
32174	Republic Mort Assur Co	10,713	8,664
31275	Republic Mortgage Guar Ins Corp	42,153	22,483
31089	Repwest Ins Co	426,637	342,026
43044	Response Ins Co	29,029	28,818
26050	Response Worldwide Ins Co	15,802	15,783
36684	Riverport Ins Co	114,109	55,960
13056	RLI Ins Co	3,146,511	1,520,135

## ADMITTED COMPANIES CY 2023 - PROPERTY & CASUALTY (\$000)

NAIC #	Company Name	Assets	Surplus
12491	Rochdale Ins Co	28,266	26,183
42706	Roche Surety & Cas Co Inc	30,240	11,068
35505	Rockwood Cas Ins Co	335,809	121,013
10974	Root Ins Co	444,262	60,122
24503	Root Prop & Cas Ins Co	103,505	21,241
22314	RSUI Ind Co	4,142,331	1,823,866
39039	Rural Comm Ins Co	3,253,598	175,579
23132	RVI Amer Ins Co	109,646	87,232
24740	Safeco Ins Co Of Amer	7,256,670	2,244,063
39012	Safeco Ins Co Of IL	179,474	174,756
11215	Safeco Ins Co Of IN	17,369	17,292
36560	SafePort Ins Co	156,936	78,886
11123	Safety First Ins Co	111,140	70,494
15105	Safety Natl Cas Corp	13,462,218	4,103,654
12521	Safeway Ins Co	760,042	442,382
40460	Sagamore Ins Co	224,516	163,423
30058	SCOR Reins Co	5,888,497	1,436,671
15580	Scottsdale Ind Co	68,489	37,460
10054	Securian Cas Co	644,418	213,829
19879	Security Natl Ins Company	1,120,686	286,335
22233	Select Ins Co	81,144	81,080
12572	Selective Ins Co Of Amer	3,715,312	938,765
10936	Seneca Ins Co Inc	523,269	164,305
11000	Sentinel Ins Co Ltd	356,537	263,946
12870	Sentruiy Cas Co	563,771	91,440
28460	Sentry Cas Co	429,012	72,836
24988	Sentry Ins Co	12,386,623	7,950,726
21180	Sentry Select Ins Co	1,056,848	233,237
39152	Service Amer Ind Co	232,144	31,705
37672	Seven Seas Ins Co Inc	35,136	30,196
11347	SFM Mut Ins Co	957,223	330,162

NAIC #	Company Name	Assets	Surplus
26869	Silver Oak Cas Inc	192,822	69,894
38776	SiriusPoint Amer Ins Co	2,499,762	626,874
38997	Sompo Amer Fire & Mar Ins Co Amer	48,197	21,185
11126	Sompo Amer Ins Co	741,874	546,235
12294	Southwest Marine & Gen Ins Co	313,848	76,351
20613	Sparta Ins Co	71,710	13,752
24376	Spinnaker Ins Co	499,061	190,965
24767	St Paul Fire & Marine Ins Co	24,770,811	6,908,451
24775	St Paul Guardian Ins Co	96,043	22,427
24791	St Paul Mercury Ins Co	392,909	112,517
19224	St Paul Protective Ins Co	647,224	220,425
19070	Standard Fire Ins Co	5,002,220	1,409,251
18023	Star Ins Co	2,246,039	637,520
40045	Starnet Ins Co	276,853	128,390
38318	Starr Ind & Liab Co	9,187,856	3,310,857
16109	Starr Specialty Ins Co	126,875	46,251
25496	StarStone Natl Ins Co	1,476,730	498,933
25127	State Auto Prop & Cas Ins Co	343,975	185,655
25135	State Automobile Mut Ins Co	813,716	528,579
17133	State Farm Classic Ins Co	13,928	12,802
25143	State Farm Fire & Cas Co	54,817,312	22,971,821
25151	State Farm Gen Ins Co	7,060,131	1,342,229
25178	State Farm Mut Auto Ins Co	220,788,078	134,751,855
12831	State Natl Ins Co Inc	1,298,216	573,665
25180	Stillwater Ins Co	641,735	220,690
16578	Stillwater Prop & Cas Ins Co	177,346	119,456
10340	Stonington Ins Co	18,743	16,468
40436	Stratford Ins Co	1,390,483	81,131
10909	Sun Surety Ins Co	26,102	12,304
34762	SUNZ Ins Co	775,046	181,306

NAIC #	Company Name	Assets	Surplus
10916	Suretec Ins Co	690,526	143,477
25798	Sutton National Ins Co	140,394	49,254
29874	Swiss Re Corp Solutions Amer Ins Co	3,221,218	1,206,401
29700	Swiss Re Corp Solutions Elite Ins Co	469,390	97,562
32778	Swiss Re Corp Solutions Premier Ins	77,921	68,128
25364	Swiss Reins Amer Corp	18,148,080	3,753,957
12866	T H E Ins Co	71,859	55,144
41050	TDC Natl Assur Co	501,511	170,724
22683	Teachers Ins Co	382,400	142,140
42376	Technology Ins Co Inc	6,775,127	1,476,705
24813	Tesla Ins Co	41,260	40,051
29513	The Bar Plan Mut Ins Co	35,431	15,412
28665	The Cincinnati Cas Co	631,571	517,367
23280	The Cincinnati Ind Co	183,225	129,975
10677	The Cincinnati Ins Co	19,791,936	7,293,954
10671	The Gray Cas & Surety Co	160,461	116,415
21857	The Pie Ins Co	240,812	93,260
41769	The Travelers Cas Co	263,044	59,418
25534	TIG Ins Co	1,551,277	422,626
32301	TNUS Ins Co	71,223	66,387
44245	Toggle Ins Co	91,547	74,764
10945	Tokio Marine Amer Ins Co	1,430,445	493,853
37621	Toyota Motor Ins Co	876,631	398,965
41238	Trans Pacific Ins Co	74,347	61,136
10952	Transamerica Cas Ins Co	16,428	12,971
19453	Transatlantic Reins Co	12,096,077	4,717,408
28886	Transguard Ins Co Of Amer Inc	665,750	250,868
20494	Transportation Ins Co	71,433	71,377
21075	Transverse Ins Co	147,905	37,421

## ADMITTED COMPANIES CY 2023 - PROPERTY & CASUALTY (\$000)

NAIC #	Company Name	Assets	Surplus
36463	TravCo Personal Ins Co	160,440	62,473
19038	Travelers Cas & Surety Co	22,327,644	8,141,937
31194	Travelers Cas & Surety Co Of Amer	5,747,936	2,318,235
36170	Travelers Cas Co Of CT	419,039	92,395
19046	Travelers Cas Ins Co Of Amer	2,435,773	533,215
40282	Travelers Commercial Cas Co	419,568	92,219
36137	Travelers Commercial Ins Co	453,901	103,359
41750	Travelers Constitution State Ins Co	260,715	59,298
25658	Travelers Ind Co	28,426,399	7,428,332
25666	Travelers Ind Co Of Amer	818,865	183,943
25682	Travelers Ind Co Of CT	1,360,355	329,460
25674	Travelers Prop Cas Co Of Amer	1,038,376	476,913
36161	Travelers Prop Cas Ins Co	365,094	82,469
31003	Tri State Ins Co Of MN	310,455	45,294
22225	Trisura Ins Co	393,215	189,711
41211	Triton Ins Co	730,895	179,819
41106	Triumphe Cas Co	113,800	26,392
21709	Truck Ins Exch	2,634,239	732,556
27120	Trumbull Ins Co	306,940	150,623
29459	Twin City Fire Ins Co	745,727	284,703
15885	Typtap Ins Co	392,952	92,459
40126	Umialik Ins Co	175,741	46,134
25844	Union Ins Co	202,835	51,466
36226	United Cas & Surety Ins Co	49,913	21,866
11770	United Financial Cas Co	10,702,121	2,088,638
13021	United Fire & Cas Co	1,971,185	635,474
15873	United Guar Residential Ins Co	1,899,139	107,648
16667	United Guar Residential Ins Co of NC	14,100	11,711

NAIC #	Company Name	Assets	Surplus
25941	United Serv Automobile Assn	38,458,325	25,383,639
25887	United States Fidelity & Guar Co	3,951,197	846,846
21113	United States Fire Ins Co	7,218,664	2,281,874
25895	United States Liab Ins Co	2,065,980	1,428,698
29157	United WI Ins Co	210,401	128,579
16063	Unitrin Auto & Home Ins Co	49,726	35,470
32867	Universal Fire & Cas Ins Co	106,203	59,267
13200	Universal Surety Of Amer	10,103	10,073
41181	Universal Underwriters Ins Co	337,078	353,559
40843	Universal Underwriters Of TX Ins	11,081	11,053
29599	US Specialty Ins Co	2,482,008	624,874
35416	Us Underwriters Ins Co	195,262	149,695
25968	USAA Cas Ins Co	15,484,928	5,977,468
18600	USAA Gen Ind Co	8,600,548	2,745,314
25976	Utica Mut Ins Co	3,813,481	1,474,697
20508	Valley Forge Ins Co	54,992	54,945
21172	Vanliner Ins Co	722,679	228,918
32077	Vantage Risk Assur Co	218,870	97,362
44768	Vantapro Specialty Ins Co	71,851	23,339
16186	Vault Recip Exch	179,705	80,620
20397	Vigilant Ins Co	503,053	380,848
13137	Viking Ins Co Of WI	598,864	205,172
40827	Virginia Surety Co Inc	1,842,659	360,247
25585	Watford Ins Co	44,480	24,569
26069	Wausau Business Ins Co	35,873	32,646
26042	Wausau Underwriters Ins Co	122,618	77,549
40517	WCF Natl Ins Co	240,119	228,975
21865	WCF Select Ins Co	28,480	28,447
32280	Wellfleet Ins Co	282,549	61,763

NAIC #	Company Name	Assets	Surplus
20931	Wellfleet NY Ins Co	178,294	30,820
25011	Wesco Ins Co	2,227,056	599,444
44393	West Amer Ins Co	55,477	51,523
15350	West Bend Mut Ins Co	4,296,289	1,473,409
10030	Westchester Fire Ins Co	258,365	54,354
24465	Western Natl Assur Co	169,161	47,260
15377	Western Natl Mut Ins Co	2,027,671	880,007
13188	Western Surety Co	2,126,616	1,473,250
24112	Westfield Ins Co	3,331,214	1,207,019
17105	Westfield Select Ins Co	28,380	28,332
11981	WestGUARD Ins Co	1,358,593	1,122,003
39845	Westport Ins Corp	1,050,574	157,495
11932	White Pine Ins Co	42,282	7,494
25780	Williamsburg Natl Ins Co	20,614	19,225
13234	Wilshire Ins Co	458,745	142,983
31232	Work First Cas Co	112,759	50,517
11523	Wright Natl Flood Ins Co	53,147	39,110
40193	X L Ins Co Of NY	41,384	40,080
24554	XL Ins Amer Inc	608,330	151,777
20583	XL Reins Amer Inc	2,720,571	897,938
37885	XL Specialty Ins Co	3,789,994	734,865
26220	Yosemite Ins Co	442,828	172,691
30325	Zale Ind Co	14,071	12,554
13269	Zenith Ins Co	1,937,016	734,126
17044	ZPIC Ins Co	7,777	7,657
16535	Zurich Amer Ins Co	30,727,812	6,078,608
27855	Zurich Amer Ins Co Of IL	53,521	34,182
<b>Total Companies: 717</b>		<b>2,368,938,132</b>	<b>1,010,902,737</b>

## PROPERTY & CASUALTY MARKET SHARE CY 2023 (\$000)

Aggregate Write-Ins for Other Lines		
Company Name	% of Market	Direct Premis Written*
Midwest Employers Cas Co	82.19%	1,504
Pre Paid Legal Cas Inc	14.46%	265
American Road Ins Co	2.34%	43
Virginia Surety Co Inc	0.59%	11
Allstate Prop & Cas Ins Co	0.44%	8
American Bankers Ins Co Of FL	0.16%	3
Transamerica Cas Ins Co	0.08%	1
Central States Ind Co Of Omaha	0.04%	1
Courtesy Ins Co	0.00%	0
ARAG Ins Co	-0.29%	-5

Aircraft – All Perils		
Company Name	% of Market	Direct Premis Written
Endurance Amer Ins Co	20.59%	13,741
Starr Ind & Liab Co	12.62%	8,422
US Specialty Ins Co	8.90%	5,936
StarStone Natl Ins Co	7.60%	5,071
Allianz Global Risks US Ins Co	7.49%	4,995
Avemco Ins Co	6.47%	4,314
XL Specialty Ins Co	6.33%	4,221
National Union Fire Ins Co of Pittsb	6.07%	4,050
Great Amer Ins Co	5.44%	3,628
National Liab & Fire Ins Co	3.93%	2,619
Ace Amer Ins Co	3.93%	2,619
SiriusPoint Amer Ins Co	2.67%	1,785
Old Republic Ins Co	2.11%	1,409
Illinois Ins Co	1.71%	1,143
QBE Ins Corp	1.69%	1,128
American Alt Ins Corp	1.26%	838
Falls Lake Natl Ins Co	0.44%	292
National Ind Co	0.32%	216
Tokio Marine Amer Ins Co	0.24%	162
American Commerce Ins Co	0.20%	131

Allied Lines		
Company Name	% of Market	Direct Premis Written
Umialik Ins Co	33.63%	11,575
Affiliated Fm Ins Co	6.14%	2,114
United Serv Automobile Assn	5.62%	1,936
Factory Mut Ins Co	4.97%	1,711
Zurich Amer Ins Co	4.62%	1,590
Safeco Ins Co Of Amer	4.27%	1,468
Alaska Natl Ins Co	4.14%	1,424
Homesite Ins Co	4.12%	1,418
American Security Ins Co	4.02%	1,384
Swiss Re Corp Solutions Elite Ins Co	2.98%	1,025
Great Divide Ins Co	2.46%	848
Sompo Amer Ins Co	2.27%	781
USAA Cas Ins Co	2.19%	753
Mitsui Sumitomo Ins USA Inc	1.81%	622
USAA Gen Ind Co	1.62%	556
Employers Ins Co of Wausau	1.40%	482
Foremost Ins Co Grand Rapids MI	1.39%	477
Ace Amer Ins Co	1.20%	413
HDI Global Ins Co	1.11%	384
Garrison Prop & Cas Ins Co	0.94%	323

\*Premiums under \$500 are rounded to zero.

## PROPERTY & CASUALTY MARKET SHARE CY 2023 (\$000)

Boiler and Machinery		
Company Name	% of Market	Direct Prens Written
Factory Mut Ins Co	20.25%	2,458
Umialik Ins Co	16.27%	1,975
Alaska Natl Ins Co	12.51%	1,518
Travelers Prop Cas Co Of Amer	7.80%	947
Liberty Mut Fire Ins Co	6.58%	798
ARECA Ins Exch	5.81%	706
Hartford Steam Boil Inspec & Ins Co	5.30%	643
Swiss Re Corp Solutions Elite Ins Co	5.28%	641
XL Ins Amer Inc	3.51%	426
Zurich Amer Ins Co	3.35%	407
Employers Ins Co of Wausau	3.14%	382
Affiliated Fm Ins Co	2.23%	271
Pacific Ind Co	2.18%	265
National Union Fire Ins Co of Pittsb	0.98%	119
American Guar & Liab Ins	0.77%	93
HDI Global Ins Co	0.73%	89
Federal Ins Co	0.37%	44
Granite State Ins Co	0.31%	37
Aspen Amer Ins Co	0.29%	36
Allstate Ins Co	0.26%	32

Burglary and Theft		
Company Name	% of Market	Direct Prens Written
Travelers Cas & Surety Co Of Amer	30.50%	241
National Union Fire Ins Co of Pittsb	22.00%	174
Umialik Ins Co	8.09%	64
Markel Amer Ins Co	6.14%	49
Hiscox Ins Co Inc	5.67%	45
Continental Cas Co	4.32%	34
Allmerica Fin Benefit Ins Co	4.03%	32
Berkley Ins Co	3.40%	27
Zurich Amer Ins Co	3.34%	26
Hartford Fire Ins Co	2.15%	17
XL Specialty Ins Co	1.51%	12
Philadelphia Ind Ins Co	1.32%	10
XL Ins Amer Inc	1.28%	10
Everest Natl Ins Co	1.27%	10
Areca Ins Exch	0.99%	8
Employers Ins Co of Wausau	0.92%	7
Alaska Natl Ins Co	0.77%	6
US Specialty Ins Co	0.66%	5
National Cas Co	0.35%	3
Federal Ins Co	0.23%	2

Commercial Auto – No Fault and Liability		
Company Name	% of Market	Direct Prens Written
Umialik Ins Co	15.70%	12,210
Alaska Natl Ins Co	15.48%	12,044
United Financial Cas Co	11.03%	8,579
National Interstate Ins Co	5.46%	4,248
Ohio Security Ins Co	4.99%	3,885
Berkshire Hathaway Homestate Ins Co	4.67%	3,632
Empire Fire & Marine Ins Co	2.91%	2,266
Liberty Mut Fire Ins Co	2.85%	2,218
Zurich Amer Ins Co	2.59%	2,015
State Farm Mut Auto Ins Co	2.38%	1,855
Travelers Ind Co	2.33%	1,811
National Ind Co	2.30%	1,785
National Union Fire Ins Co of Pittsb	1.84%	1,429
Arch Ins Co	1.42%	1,106
Philadelphia Ind Ins Co	1.36%	1,058
Ace Amer Ins Co	1.24%	963
Allstate Ins Co	1.22%	952
Falls Lake Natl Ins Co	1.11%	866
West Amer Ins Co	1.01%	788
Lancer Ins Co	1.01%	787

## PROPERTY & CASUALTY MARKET SHARE CY 2023 (\$000)

Commercial Auto – Physical Damage		
Company Name	% of Market	Direct Prems Written
Umialik Ins Co	21.69%	5,849
Alaska Natl Ins Co	14.50%	3,908
United Financial Cas Co	13.04%	3,516
National Interstate Ins Co	6.32%	1,703
Ohio Security Ins Co	5.53%	1,492
Berkshire Hathaway Homestate Ins Co	4.35%	1,173
State Farm Mut Auto Ins Co	3.59%	967
Zurich Amer Ins Co	2.72%	733
National Ind Co	2.53%	681
Travelers Ind Co	1.74%	470
Empire Fire & Marine Ins Co	1.71%	461
Allstate Ins Co	1.21%	327
Protective Ins Co	1.12%	303
Columbia Ins Co	1.05%	284
Continental Cas Co	1.04%	282
Ohio Cas Ins Co	0.99%	267
West Amer Ins Co	0.96%	258
Liberty Mut Fire Ins Co	0.91%	245
Sentry Select Ins Co	0.88%	238
National Union Fire Ins Co of Pittsb	0.87%	234

Commercial Multiple Peril Liability		
Company Name	% of Market	Direct Prems Written
Ohio Security Ins Co	22.25%	7,396
State Farm Fire & Cas Co	14.37%	4,775
Alaska Natl Ins Co	14.07%	4,678
Philadelphia Ind Ins Co	6.90%	2,293
Country Mut Ins Co	4.20%	1,396
Church Mut Ins Co S I	3.76%	1,249
Allstate Ind Co	2.69%	893
North River Ins Co	1.96%	651
West Amer Ins Co	1.83%	607
Firemans Fund Ins Co	1.73%	575
Umialik Ins Co	1.68%	560
Travelers Ind Co Of Amer	1.43%	475
Illinois Natl Ins Co	1.41%	470
Hartford Fire Ins Co	1.40%	466
Granite State Ins Co	1.40%	466
Arch Ins Co	1.38%	458
Ohio Cas Ins Co	1.33%	440
Allstate Ins Co	1.27%	421
Phoenix Ins Co	1.21%	401
American Fire & Cas Co	1.10%	366

Commercial Multiple Peril Non-Liability		
Company Name	% of Market	Direct Prems Written
Alaska Natl Ins Co	19.32%	14,264
State Farm Fire & Cas Co	17.22%	12,716
Ohio Security Ins Co	13.40%	9,898
Country Mut Ins Co	5.29%	3,905
Allstate Ind Co	4.85%	3,585
Church Mut Ins Co S I	4.79%	3,537
Ace Amer Ins Co	4.21%	3,108
Philadelphia Ind Ins Co	4.03%	2,973
Allstate Ins Co	1.97%	1,453
Arch Ins Co	1.63%	1,205
Firemans Fund Ins Co	1.30%	957
Umialik Ins Co	1.27%	937
West Amer Ins Co	1.26%	930
Illinois Natl Ins Co	1.25%	925
Federal Ins Co	1.20%	885
Markel Amer Ins Co	1.15%	849
Granite State Ins Co	1.14%	845
Ohio Cas Ins Co	1.01%	746
Hartford Fire Ins Co	0.93%	684
New Hampshire Ins Co	0.84%	621



## PROPERTY & CASUALTY MARKET SHARE CY 2023 (\$000)

Credit		
Company Name	% of Market	Direct Premiums Written*
MIC Gen Ins Corp	60.69%	2,110
Integon Natl Ins Co	27.15%	944
Great Amer Assur Co	3.58%	124
Old Republic Ins Co	2.59%	90
American Natl Prop & Cas Co	1.94%	67
Euler Hermes N Amer Ins Co	1.91%	66
Lyndon Southern Ins Co	0.67%	23
Arch Ins Co	0.59%	20
First Colonial Ins Co	0.31%	11
Cumis Ins Society Inc	0.22%	8
Triton Ins Co	0.16%	6
Wesco Ins Co	0.11%	4
Ohio Ind Co	0.09%	3
Transamerica Cas Ins Co	-0.01%	0

Earthquake		
Company Name	% of Market	Direct Premiums Written
State Farm Fire & Cas Co	22.26%	8,946
Factory Mut Ins Co	13.26%	5,329
Affiliated Fm Ins Co	12.16%	4,889
Swiss Re Corp Solutions Elite Ins Co	10.36%	4,163
United Serv Automobile Assn	9.74%	3,915
Zurich Amer Ins Co	5.88%	2,364
Insurance Co Of The West	5.80%	2,330
USAA Cas Ins Co	4.34%	1,746
XL Ins Amer Inc	3.32%	1,335
USAA Gen Ind Co	2.34%	939
American Guar & Liab Ins	1.95%	785
Umialik Ins Co	1.44%	578
Garrison Prop & Cas Ins Co	1.42%	572
Horace Mann Ins Co	0.93%	372
Areca Ins Exch	0.68%	274
Occidental Fire & Cas Co Of NC	0.67%	269
Employers Ins Co of Wausau	0.54%	216
Swiss Re Corp Solutions Amer Ins Co	0.45%	181
Palomar Specialty Ins Co	0.42%	171
Ace Amer Ins Co	0.42%	169

Excess Workers' Compensation		
Company Name	% of Market	Direct Premiums Written*
Safety Natl Cas Corp	61.65%	2,277
Everest Natl Ins Co	25.23%	932
Liberty Mut Fire Ins Co	8.58%	317
Ace Amer Ins Co	7.95%	294
Old Republic Ins Co	0.00%	0
Zurich Amer Ins Co	-3.41%	(126)

Farmowners Multiple Peril		
Company Name	% of Market	Direct Premiums Written
Country Mut Ins Co	100%	901
Markel Ins Co	0%	(2)

\*Premiums under \$500 are rounded to zero.

## PROPERTY & CASUALTY MARKET SHARE CY 2023 (\$000)

Federal Flood		
Company Name	% of Market	Direct Prens Written*
Allstate Ins Co	27.18%	188
Hartford Ins Co Of The Midwest	18.79%	130
USAA Gen Ind Co	15.42%	107
Wright Natl Flood Ins Co	14.56%	101
Selective Ins Co Of Amer	13.24%	92
American Bankers Ins Co Of FL	6.58%	45
Integon Natl Ins Co	2.27%	16
Homesite Ins Co	0.64%	4
Foremost Ins Co Grand Rapids MI	0.48%	3
Liberty Mut Fire Ins Co	0.36%	2
Privilege Underwriters Recp Exch	0.21%	1
QBE Ins Corp	0.12%	1
Occidental Fire & Cas Co Of NC	0.07%	0
Philadelphia Ind Ins Co	0.07%	0
Farmers Grp Prop & Cas Ins Co	0.03%	0

Fidelity		
Company Name	% of Market	Direct Prens Written
Travelers Cas & Surety Co Of Amer	17.06%	491
State Farm Fire & Cas Co	11.22%	323
Cumis Ins Society Inc	10.16%	292
National Union Fire Ins Co of Pittsb	9.85%	283
Atlantic Specialty Ins Co	9.01%	259
Great Amer Ins Co	8.92%	257
Berkley Ins Co	4.05%	116
Hartford Fire Ins Co	3.89%	112
Western Surety Co	3.43%	99
Federal Ins Co	3.23%	93
Continental Cas Co	2.81%	81
Markel Amer Ins Co	2.56%	74
Beazley Ins Co Inc	2.41%	69
Allmerica Fin Benefit Ins Co	1.80%	52
Colonial Surety Co	1.63%	47
Alaska Natl Ins Co	1.47%	42
Ohio Cas Ins Co	1.10%	32
Philadelphia Ind Ins Co	0.96%	28
Zurich Amer Ins Co	0.87%	25
Lexon Ins Co	0.66%	19

Financial Guaranty		
Company Name	% of Market	Direct Prens Written
Assured Guar Corp	100%	189

\*Premiums under \$500 are rounded to zero.

## PROPERTY & CASUALTY MARKET SHARE CY 2023 (\$000)

Fire		
Company Name	% of Market	Direct Prens Written
Umialik Ins Co	34.13%	19,718
Factory Mut Ins Co	7.96%	4,601
Zurich Amer Ins Co	5.48%	3,164
Employers Ins Co of Wausau	5.30%	3,062
Swiss Re Corp Solutions Elite Ins Co	5.00%	2,890
Alaska Natl Ins Co	3.47%	2,005
Areca Ins Exch	3.33%	1,923
XL Ins Amer Inc	2.76%	1,592
Great Divide Ins Co	2.68%	1,549
Safeco Ins Co Of Amer	2.48%	1,435
United Serv Automobile Assn	2.31%	1,337
Affiliated Fm Ins Co	2.28%	1,320
Liberty Mut Fire Ins Co	2.20%	1,271
Allianz Global Risks US Ins Co	2.15%	1,241
Sompo Amer Ins Co	2.14%	1,237
American Security Ins Co	1.60%	926
Travelers Ind Co	1.40%	811
Homesite Ins Co	1.32%	764
Foremost Ins Co Grand Rapids MI	1.29%	747
Travelers Prop Cas Co Of Amer	1.22%	703

Homeowners Multiple Peril		
Company Name	% of Market	Direct Prens Written
State Farm Fire & Cas Co	31.77%	69,919
Allstate Prop & Cas Ins Co	9.69%	21,319
United Serv Automobile Assn	8.87%	19,515
Safeco Ins Co Of IN	7.68%	16,902
Country Mut Ins Co	7.44%	16,369
Allstate Ins Co	6.76%	14,886
Umialik Ins Co	5.32%	11,700
USAA Cas Ins Co	4.90%	10,777
USAA Gen Ind Co	4.24%	9,331
Garrison Prop & Cas Ins Co	2.37%	5,226
Occidental Fire & Cas Co Of NC	2.29%	5,034
Liberty Mut Fire Ins Co	1.60%	3,518
American Economy Ins Co	1.48%	3,263
Horace Mann Ins Co	1.13%	2,490
Country Pref Ins Co	0.99%	2,187
Foremost Ins Co Grand Rapids MI	0.96%	2,117
Hartford Ins Co Of The Midwest	0.47%	1,033
American Bankers Ins Co Of FL	0.41%	899
Safeco Ins Co Of Amer	0.35%	769
Privilege Underwriters Recp Exch	0.30%	653

Inland Marine		
Company Name	% of Market	Direct Prens Written
Continental Cas Co	16.86%	15,338
Jefferson Ins Co	12.12%	11,028
State Farm Fire & Cas Co	6.17%	5,617
Umialik Ins Co	6.03%	5,484
Alaska Natl Ins Co	4.64%	4,225
American Pet Ins Co	3.48%	3,171
Liberty Ins Underwriters Inc	3.22%	2,931
Factory Mut Ins Co	2.68%	2,434
Markel Amer Ins Co	2.55%	2,319
American Modern Home Ins Co	2.41%	2,190
Generali Us Branch	2.26%	2,060
Travelers Prop Cas Co Of Amer	2.26%	2,059
Zurich Amer Ins Co	2.11%	1,916
Ohio Cas Ins Co	2.10%	1,908
National Cas Co	2.03%	1,846
Progressive Direct Ins Co	1.95%	1,774
American Zurich Ins Co	1.75%	1,590
National Union Fire Ins Co of Pittsb	1.46%	1,326
Safeco Ins Co Of Amer	1.44%	1,312
United States Fire Ins Co	1.22%	1,106

## PROPERTY & CASUALTY MARKET SHARE CY 2023 (\$000)

Medical Professional Liability – Claims Made		
Company Name	% of Market	Direct Premis Written
Medical Ins Exch Of CA	59.32%	8,606
Norcal Ins Co	19.82%	2,876
Physicians Ins A Mut Co	4.53%	657
Aspen Amer Ins Co	4.23%	614
Doctors Co An Interins Exch	3.72%	539
Dentists Ins Co	3.33%	483
ProAssurance Ins Co of Amer	1.49%	216
Ace Amer Ins Co	0.98%	142
NCMIC Ins Co	0.60%	87
Church Mut Ins Co S I	0.47%	68
Fair Amer Ins & Reins Co	0.43%	62
American Cas Co Of Reading PA	0.36%	52
Medical Protective Co	0.27%	39
Allied World Ins Co	0.16%	24
Fortress Ins Co	0.15%	22
MAG Mut Ins Co	0.06%	8
State Farm Fire & Cas Co	0.05%	7
Great Divide Ins Co	0.02%	3
Pharmacists Mut Ins Co	0.01%	1
General Ins Co Of Amer	0.01%	1

Medical Professional Liability – Occurrence		
Company Name	% of Market	Direct Premis Written
American Cas Co Of Reading PA	28.60%	784
Medical Protective Co	16.23%	445
NCMIC Ins Co	10.93%	300
Liberty Ins Underwriters Inc	8.43%	231
Norcal Ins Co	7.67%	210
Medical Ins Exch Of CA	7.63%	209
Doctors Co An Interins Exch	6.73%	185
Fair Amer Ins & Reins Co	2.57%	70
Physicians Ins A Mut Co	2.06%	56
Church Mut Ins Co S I	2.01%	55
Pharmacists Mut Ins Co	1.93%	53
Berkshire Hathaway Specialty Ins Co	1.41%	39
Aspen Amer Ins Co	1.06%	29
Ace Amer Ins Co	0.99%	27
Allied World Ins Co	0.82%	22
Proselect Ins Co	0.27%	7
State Farm Fire & Cas Co	0.23%	6
Dentists Ins Co	0.23%	6
National Union Fire Ins Co of Pittsb	0.18%	5
Fortress Ins Co	0.03%	1

Mortgage Guaranty		
Company Name	% of Market	Direct Premis Written
ARCH Mortgage Ins Co	26.33%	4,687
Radian Guar Inc	23.68%	4,215
Mortgage Guar Ins Corp	20.53%	3,654
Essent Guar Inc	11.78%	2,097
Enact Mortgage Ins Corp	9.31%	1,657
National Mortgage Ins Corp	6.20%	1,104
United Guar Residential Ins Co	2.16%	384
Enact Mortgage Ins Corp of NC	0.00%	1

Multiple Peril Crop		
Company Name	% of Market	Direct Premis Written
Rural Comm Ins Co	100%	94

International		
Company Name	% of Market	Direct Premis Written
Executive Risk Ind Inc	100%	1

## PROPERTY & CASUALTY MARKET SHARE CY 2023 (\$000)

Ocean Marine		
Company Name	% of Market	Direct Prens Written
Aspen Amer Ins Co	13.25%	5,842
Travelers Prop Cas Co Of Amer	10.29%	4,537
Stratford Ins Co	9.40%	4,144
Liberty Mut Ins Co	9.26%	4,082
Navigators Ins Co	8.23%	3,628
Great Amer Ins Co	7.35%	3,244
Atlantic Specialty Ins Co	6.63%	2,924
StarStone Natl Ins Co	5.16%	2,275
Markel Amer Ins Co	3.64%	1,603
Endurance Amer Ins Co	3.58%	1,578
US Specialty Ins Co	2.36%	1,042
Starr Ind & Liab Co	2.27%	1,002
Ascot Ins Co	2.02%	889
Zurich Amer Ins Co	1.94%	854
GEICO Marine Ins Co	1.89%	835
Swiss Re Corp Solutions Amer Ins Co	1.81%	796
Starnet Ins Co	1.73%	762
Ace Amer Ins Co	1.58%	697
New York Marine & Gen Ins Co	1.33%	586
National Union Fire Ins Co of Pittsb	1.13%	497

Other Liability – Claims Made		
Company Name	% of Market	Direct Prens Written
Travelers Cas & Surety Co Of Amer	17.01%	3,297
ALPS Prop & Cas Ins Co	11.99%	2,324
Continental Cas Co	11.43%	2,215
RSUI Ind Co	5.53%	1,071
Atlantic Specialty Ins Co	4.42%	858
Philadelphia Ind Ins Co	4.11%	796
Federal Ins Co	3.91%	757
Alaska Natl Ins Co	3.27%	634
Hudson Ins Co	3.27%	634
Great Amer Ins Co	3.15%	610
United States Liab Ins Co	2.65%	514
Arch Ins Co	1.98%	384
RLI Ins Co	1.97%	382
Berkley Regional Ins Co	1.93%	375
Hiscox Ins Co Inc	1.67%	324
Ironshore Ind Inc	1.41%	274
Spinnaker Ins Co	1.33%	258
National Union Fire Ins Co of Pittsb	1.28%	247
Old Republic Ins Co	1.18%	228
Markel Amer Ins Co	0.89%	173

Other Liability – Occurrence		
Company Name	% of Market	Direct Prens Written
Umialik Ins Co	20.47%	19,446
Alaska Natl Ins Co	11.40%	10,827
Great Divide Ins Co	6.22%	5,907
Cumis Ins Society Inc	5.52%	5,248
State Farm Fire & Cas Co	4.39%	4,167
Great Amer Assur Co	3.33%	3,161
Ohio Cas Ins Co	3.26%	3,094
Liberty Mut Fire Ins Co	2.78%	2,645
Starr Ind & Liab Co	2.36%	2,238
Securian Cas Co	1.84%	1,750
National Union Fire Ins Co of Pittsb	1.82%	1,733
Everest Natl Ins Co	1.81%	1,717
Travelers Prop Cas Co Of Amer	1.79%	1,698
Areca Ins Exch	1.78%	1,691
Genesis Ins Co	1.57%	1,489
Safeco Ins Co Of Amer	1.50%	1,422
Philadelphia Ind Ins Co	1.37%	1,303
Arch Ins Co	1.30%	1,234
Ace Amer Ins Co	1.27%	1,204
United Serv Automobile Assn	1.20%	1,139

## PROPERTY & CASUALTY MARKET SHARE CY 2023 (\$000)

Private Flood		
Company Name	% of Market	Direct Prens Written*
XL Ins Amer Inc	33.03%	759
Employers Ins Co of Wausau	29.95%	688
Zurich Amer Ins Co	13.94%	320
Swiss Re Corp Solutions Elite Ins Co	9.26%	213
American Guar & Liab Ins	4.72%	109
American Security Ins Co	4.51%	104
Allianz Global Risks US Ins Co	1.54%	35
New Hampshire Ins Co	1.29%	30
National Union Fire Ins Co of Pittsb	0.71%	16
Integon Natl Ins Co	0.49%	11
Granite State Ins Co	0.32%	7
Swiss Re Corp Solutions Amer Ins Co	0.22%	5
National Cas Co	0.12%	3
Crestbrook Ins Co	0.04%	1
Illinois Natl Ins Co	0.01%	0
National Liab & Fire Ins Co	0.01%	0
Liberty Mut Fire Ins Co	0.00%	0
American Home Assur Co	0.00%	0
National Fire Ins Co Of Hartford	0.00%	0
Firemans Fund Ins Co	0.00%	0

Private Passenger Auto – No Fault and Liability		
Company Name	% of Market	Direct Prens Written
State Farm Mut Auto Ins Co	27.63%	89,601
Progressive Direct Ins Co	9.61%	31,170
GEICO Advantage Ins Co	8.43%	27,347
Allstate Fire & Cas Ins Co	6.09%	19,766
United Serv Automobile Assn	5.48%	17,759
USAA Cas Ins Co	4.78%	15,503
GEICO Choice Ins Co	4.60%	14,928
Progressive Specialty Ins Co	4.27%	13,834
USAA Gen Ind Co	4.08%	13,221
Safeco Ins Co Of IN	3.54%	11,467
State Farm Fire & Cas Co	2.69%	8,734
Garrison Prop & Cas Ins Co	2.45%	7,942
Country Pref Ins Co	2.13%	6,908
Geico Gen Ins Co	1.96%	6,369
GEICO Secure Ins Co	1.92%	6,241
Allstate Ins Co	1.71%	5,533
Hartford Ins Co Of The Midwest	1.36%	4,404
Allstate Prop & Cas Ins Co	1.14%	3,693
Country Mut Ins Co	1.08%	3,492
Umialik Ins Co	1.00%	3,257

Private Passenger Auto – Physical Damage		
Company Name	% of Market	Direct Prens Written
State Farm Mut Auto Ins Co	28.72%	78,243
Allstate Fire & Cas Ins Co	9.02%	24,584
GEICO Advantage Ins Co	7.74%	21,088
United Serv Automobile Assn	6.23%	16,983
Progressive Direct Ins Co	5.72%	15,593
USAA Gen Ind Co	4.94%	13,448
USAA Cas Ins Co	4.82%	13,124
GEICO Choice Ins Co	3.82%	10,418
Allstate Ins Co	3.18%	8,649
Safeco Ins Co Of IN	2.74%	7,453
State Farm Fire & Cas Co	2.45%	6,676
Garrison Prop & Cas Ins Co	2.30%	6,253
Progressive Specialty Ins Co	2.19%	5,976
Geico Gen Ins Co	2.00%	5,441
Country Pref Ins Co	1.91%	5,199
Allstate Prop & Cas Ins Co	1.61%	4,393
National Specialty Ins Co	1.55%	4,223
GEICO Secure Ins Co	1.51%	4,114
Geico Ind Co	1.27%	3,460
Hartford Ins Co Of The Midwest	1.04%	2,819

\*Premiums under \$500 are rounded to zero.

## PROPERTY & CASUALTY MARKET SHARE CY 2023 (\$000)

Products Liability – Claims Made		
Company Name	% of Market	Direct Premis Written*
Travelers Prop Cas Co Of Amer	77.10%	6
Illinois Natl Ins Co	14.12%	1
Granite State Ins Co	5.62%	0
New Hampshire Ins Co	1.97%	0
Philadelphia Ind Ins Co	1.18%	0

Products Liability – Occurrence		
Company Name	% of Market	Direct Premis Written
Umialik Ins Co	52.28%	2,766
Ace Prop & Cas Ins Co	14.03%	742
Allianz Global Risks US Ins Co	5.57%	295
Alaska Natl Ins Co	3.70%	196
Zurich Amer Ins Co	3.09%	163
Ohio Security Ins Co	2.66%	141
Northland Cas Co	2.62%	139
Liberty Mut Fire Ins Co	2.35%	124
Everest Natl Ins Co	2.10%	111
Great Divide Ins Co	2.03%	107
St Paul Guardian Ins Co	1.53%	81
Sompo Amer Ins Co	1.52%	80
Ace Amer Ins Co	1.10%	58
Country Mut Ins Co	0.96%	51
Sentry Select Ins Co	0.90%	48
Federal Ins Co	0.85%	45
Employers Ins Co of Wausau	0.70%	37
Electric Ins Co	0.66%	35
Ohio Cas Ins Co	0.41%	22
Liberty Mut Ins Co	0.40%	21

Surety		
Company Name	% of Market	Direct Premis Written
Liberty Mut Ins Co	23.26%	9,762
Travelers Cas & Surety Co Of Amer	18.56%	7,788
Western Surety Co	6.15%	2,582
Lexon Ins Co	5.03%	2,109
Fidelity & Deposit Co Of MD	4.70%	1,974
Hartford Fire Ins Co	4.55%	1,910
Ohio Cas Ins Co	4.51%	1,894
Argonaut Ins Co	3.50%	1,469
Atlantic Specialty Ins Co	2.79%	1,173
Merchants Bonding Co a Mut	2.38%	998
Federal Ins Co	2.37%	996
Swiss Re Corp Solutions Amer Ins Co	2.25%	945
Great Amer Ins Co	1.87%	786
Western Natl Mut Ins Co	1.20%	502
Merchants Natl Bonding Inc	1.18%	496
Suretec Ins Co	1.08%	454
Contractors Bonding & Ins Co	1.07%	449
Zurich Amer Ins Co	1.05%	443
Philadelphia Ind Ins Co	0.99%	415
Harco Natl Ins Co	0.84%	355

\*Premiums under \$500 are rounded to zero.

## PROPERTY & CASUALTY MARKET SHARE CY 2023 (\$000)

Warranty		
Company Name	% of Market	Direct Premiums Written*
Universal Underwriters Ins Co	85.08%	2,162
Starr Ind & Liab Co	5.24%	133
Dealers Assur Co	4.51%	115
Old Republic Ins Co	4.38%	111
Lyndon Southern Ins Co	0.67%	17
Wesco Ins Co	0.10%	3
American Mercury Ins Co	0.05%	1
MIC Prop & Cas Ins Corp	0.03%	1
National Cas Co	0.03%	1
Courtesy Ins Co	0.01%	0
Illinois Natl Ins Co	-0.10%	(2)

Workers' Compensation		
Company Name	% of Market	Direct Premiums Written
Alaska Natl Ins Co	30.78%	57,642
Umialik Ins Co	10.37%	19,418
American Interstate Ins Co	4.15%	7,773
Republic Ind Co Of Amer	3.09%	5,779
Berkshire Hathaway Homestate Ins Co	2.64%	4,948
Ohio Cas Ins Co	2.56%	4,795
LM Ins Corp	2.56%	4,788
Markel Ins Co	2.23%	4,180
Travelers Prop Cas Co Of Amer	2.07%	3,884
Starr Ind & Liab Co	1.95%	3,651
Employers Ins Co of Wausau	1.92%	3,591
Ace Amer Ins Co	1.78%	3,331
Zurich Amer Ins Co	1.71%	3,210
Amguard Ins Co	1.65%	3,083
Starr Specialty Ins Co	1.61%	3,019
Zurich Amer Ins Co Of IL	1.41%	2,639
American Zurich Ins Co	1.28%	2,397
State Farm Fire & Cas Co	1.20%	2,244
Arch Ins Co	1.10%	2,056
National Union Fire Ins Co of Pittsb	1.07%	2,001

Total		
Company Name	% of Market	Direct Premiums Written
State Farm Mut Auto Ins Co	9.83%	176,020
State Farm Fire & Cas Co	6.98%	125,088
Umialik Ins Co	6.58%	117,817
Alaska Natl Ins Co	6.33%	113,446
United Serv Automobile Assn	3.53%	63,235
Progressive Direct Ins Co	2.74%	49,037
GEICO Advantage Ins Co	2.70%	48,435
Allstate Fire & Cas Ins Co	2.48%	44,350
USAA Cas Ins Co	2.42%	43,276
USAA Gen Ind Co	2.15%	38,462
Safeco Ins Co Of IN	2.01%	35,971
Allstate Ins Co	1.84%	32,918
Allstate Prop & Cas Ins Co	1.71%	30,655
Country Mut Ins Co	1.67%	29,859
GEICO Choice Ins Co	1.42%	25,346
Ohio Security Ins Co	1.34%	23,945
Garrison Prop & Cas Ins Co	1.16%	20,826
Progressive Specialty Ins Co	1.11%	19,861
Continental Cas Co	1.09%	19,592
Zurich Amer Ins Co	1.08%	19,360

\*Premiums under \$500 are rounded to zero.



## PROPERTY & CASUALTY TOTAL BUSINESS CY 2023 (\$000)

Company Name	Dom	Direct Written Prem	Direct Earned Prem	Divi-dends Paid	Direct Losses Paid	Direct Losses Incurred
21st Century Centennial Ins Co	PA	0	0	0	0	(0)
21st Century N Amer Ins Co	NY	0	0	0	(1)	(1)
21st Century Premier Ins Co	PA	0	0	0	0	(1)
Accelerant Natl Ins Co	DE	24	14	0	0	(1)
Acceptance Ind Ins Co	NE	54	234	0	119	(528)
Accident Fund Gen Ins Co	MI	65	58	0	2	2
Accident Fund Ins Co of Amer	MI	50	41	0	1	3
Accident Fund Natl Ins Co	MI	44	40	0	1	40
Accredited Surety & Cas Co Inc	FL	291	182	0	27	103
Ace Amer Ins Co	PA	15,307	16,853	0	22,397	45,523
Ace Fire Underwriters Ins Co	PA	43	50	0	17	125
Ace Prop & Cas Ins Co	PA	1,877	2,101	0	46	(1,065)
ACIG Ins Co	IL	13	13	0	0	12
Aegis Security Ins Co	PA	2	1	0	0	0
Affiliated Fm Ins Co	RI	9,481	9,114	0	1,100	3,101
AGCS Marine Ins Co	IL	912	787	0	644	3
AIG Assur Co	IL	0	0	0	0	(59)
AIG Prop Cas Co	IL	104	89	0	530	(130)
AIU Ins Co	NY	1,139	1,075	0	114	148
Alaska Natl Ins Co	AK	113,446	111,027	0	38,649	25,584
Allegheny Cas Co	NJ	16	15	0	(0)	2
Allianz Global Risks US Ins Co	IL	6,937	7,701	0	714	9,929
Allied World Ins Co	NH	87	87	0	0	719
Allied World Natl Assur Co	NH	130	128	0	0	(40)
Allied World Specialty Ins Co	DE	32	151	0	12	(227)
Allmerica Fin Benefit Ins Co	MI	108	101	0	10	(4)
Allstate Fire & Cas Ins Co	IL	44,350	42,427	0	24,977	29,117
Allstate Ind Co	IL	7,234	6,626	0	2,761	2,599
Allstate Ins Co	IL	32,918	33,263	0	17,608	18,528
Allstate Prop & Cas Ins Co	IL	30,655	29,806	0	18,641	21,098
ALPS Prop & Cas Ins Co	MT	2,324	2,322	0	1,998	(2,349)
Ambac Assur Corp	WI	0	2	0	0	0
American Alt Ins Corp	DE	1,256	1,284	0	0	(995)

Company Name	Dom	Direct Written Prem	Direct Earned Prem	Divi-dends Paid	Direct Losses Paid	Direct Losses Incurred
American Automobile Ins Co	MO	219	260	0	2,046	747
American Bankers Ins Co Of FL	FL	1,148	1,471	0	622	558
American Cas Co Of Reading PA	PA	1,109	1,126	1	120	838
American Commerce Ins Co	OH	131	139	0	0	3
American Contractors Ind Co	CA	95	73	0	0	(3)
American Economy Ins Co	IN	3,287	2,406	0	1,621	2,164
American Family Home Ins Co	FL	133	136	0	59	9
American Fire & Cas Co	NH	2,482	3,236	0	1,285	1,787
American Guar & Liab Ins	NY	2,432	2,872	0	377	1,881
American Home Assur Co	NY	4	30	0	277	4,697
American Interstate Ins Co	NE	7,773	8,311	0	3,709	4,579
American Mercury Ins Co	OK	1	182	0	109	107
American Modern Home Ins Co	OH	2,345	2,086	0	1,096	1,123
American Modern Prop & Cas Ins Co	OH	859	753	0	264	263
American Natl Prop & Cas Co	MO	285	296	0	44	54
American Pet Ins Co	NY	3,171	3,047	0	1,925	1,998
American Reliable Ins Co	AZ	138	1,635	0	274	(107)
American Road Ins Co	MI	43	43	0	0	0
American Security Ins Co	DE	2,540	2,498	0	411	316
American Southern Home Ins Co	FL	(2)	7	0	0	(55)
American States Ins Co	IN	3	3	0	0	(2)
American Surety Co	IN	1	1	0	0	0
American Zurich Ins Co	IL	4,080	3,716	0	676	1,773
Amerisure Ins Co	MI	0	0	0	0	0
Amerisure Mut Ins Co	MI	61	69	0	4	9
Amerisure Partners Ins Co	MI	(0)	0	0	0	(0)
Amex Assur Co	IL	188	188	0	32	26
Amguard Ins Co	NE	3,083	3,008	0	1,358	902
Amica Mut Ins Co	RI	341	346	20	187	136
Arag Ins Co	IA	(5)	(5)	0	18	(33)
Arch Ind Ins Co	MO	203	220	0	0	90
Arch Ins Co	MO	7,265	7,327	0	721	195

## PROPERTY & CASUALTY TOTAL BUSINESS CY 2023 (\$000)

Company Name	Dom	Direct Written Prem	Direct Earned Prem	Dividends Paid	Direct Losses Paid	Direct Losses Incurred
ARCH Mortgage Ins Co	WI	4,687	4,798	0	35	34
ARECA Ins Exch	AK	6,543	7,743	104	1,589	2,789
Argonaut Great Central Ins Co	IL	0	0	0	0	0
Argonaut Ins Co	IL	1,599	1,684	0	15	802
Argonaut Midwest Ins Co	IL	1	1	0	5	(3)
Armed Forces Ins Exch	KS	265	285	0	320	333
Ascot Ins Co	CO	889	861	0	8	112
Ascot Surety & Cas Co	CO	16	16	0	0	5
Aspen Amer Ins Co	TX	7,350	6,787	0	1,540	2,625
Assured Guar Corp	MD	189	190	0	0	0
Assured Guar Municipal Corp	NY	0	149	0	0	0
Atain Ins Co	TX	26	8	0	0	2
Atlantic Specialty Ins Co	NY	5,901	4,810	0	(1,686)	(1,596)
Avemco Ins Co	MD	4,314	4,194	0	1,593	1,404
Axis Ins Co	IL	1,552	1,391	0	403	725
AXIS Reins Co	NY	0	0	0	0	0
AXIS Specialty Ins Co	CT	0	0	0	0	(0)
Bankers Ins Co	FL	2	2	0	0	0
Bankers Standard Ins Co	PA	36	34	0	0	4
BCS Ins Co	OH	110	111	0	14	3
Beazley Ins Co Inc	CT	320	369	0	1	49
Benchmark Ins Co	KS	1,356	1,379	0	1,699	1,565
Berkley Cas Co	IA	184	180	0	3	(1)
Berkley Ins Co	DE	469	587	0	180	179
Berkley Natl Ins Co	IA	511	512	0	1,125	1,135
Berkley Regional Ins Co	IA	414	320	0	9	77
Berkshire Hathaway Direct Ins Co	NE	400	344	0	50	142
Berkshire Hathaway Homestate Ins Co	NE	10,615	9,613	0	3,263	2,416
Berkshire Hathaway Specialty Ins Co	NE	1,992	1,990	0	258	(4,305)
BITCO Gen Ins Corp	IA	80	24	0	0	0
Bond Safeguard Ins Co	SD	0	0	0	0	0
Brotherhood Mut Ins Co	IN	6	7	0	0	(0)

Company Name	Dom	Direct Written Prem	Direct Earned Prem	Dividends Paid	Direct Losses Paid	Direct Losses Incurred
California Ins Co	CA	27	27	0	0	(37)
Camico Mut Ins Co	CA	77	74	0	0	4
Campmed Cas & Ind Co Inc	NH	0	0	0	0	(0)
Capitol Ind Corp	WI	128	118	0	5	12
Carolina Cas Ins Co	IA	695	796	0	1,726	500
Caterpillar Ins Co	MO	256	204	0	27	30
Catlin Ins Co	TX	0	0	0	272	(79)
Central States Ind Co Of Omaha	NE	1	1	0	0	0
Centurion Cas Co	NE	5	5	0	0	2
Century Ind Co	PA	0	0	0	0	(105)
Charter Oak Fire Ins Co	CT	1,475	1,557	8	120	178
Chicago Ins Co	IL	230	237	0	0	(69)
Chiron Ins Co	IA	29	15	0	0	6
Chubb Ind Ins Co	NY	61	70	0	31	68
Chubb Natl Ins Co	IN	23	14	0	68	70
Church Mut Ins Co S I	WI	6,772	6,777	151	1,683	2,311
Citizens Ins Co Of Amer	MI	(0)	0	0	0	(0)
Clarendon Natl Ins Co	TX	0	0	0	696	56
Clear Spring Prop & Cas Co	IN	65	67	0	43	(2)
Coalition Ins Co	NY	5	0	0	0	0
Coliseum Reins Co	DE	0	0	0	0	(3)
Colonial Amer Cas & Surety Co	IL	0	0	0	0	(0)
Colonial Surety Co	PA	65	58	0	0	3
Colony Specialty Ins Co	IL	10	42	0	0	(9)
Columbia Ins Co	NE	905	853	0	21	80
Commerce & Industry Ins Co	NY	188	275	0	586	1,126
Concert Ins Co	IL	0	0	0	1	1
Continental Cas Co	IL	19,592	19,259	0	13,365	17,285
Continental Ins Co	PA	620	617	1	302	(646)
Continental Western Ins Co	IA	186	166	0	45	188
Contractors Bonding & Ins Co	IL	458	484	0	0	(9)
CorePointe Ins Co	DE	217	217	0	1	159
Country Cas Ins Co	IL	1,293	1,186	0	830	568
Country Mut Ins Co	IL	29,859	29,148	0	22,100	21,550

## PROPERTY & CASUALTY TOTAL BUSINESS CY 2023 (\$000)

Company Name	Dom	Direct Written Prem	Direct Earned Prem	Dividends Paid	Direct Losses Paid	Direct Losses Incurred
Country Pref Ins Co	IL	14,301	13,174	0	7,679	8,273
Courtesy Ins Co	FL	0	0	0	0	0
Crestbrook Ins Co	OH	348	374	0	319	277
Crum & Forster Ind Co	DE	281	278	0	52	332
Cumis Ins Society Inc	IA	6,013	6,027	0	2,597	2,724
Dairyland Ins Co	WI	0	0	0	0	0
Dealers Assur Co	OH	115	171	0	157	155
Dentists Ins Co	CA	489	402	9	77	252
Developers Surety & Ind Co	CA	77	63	0	0	1
Doctors Co An Interins Exch	CA	724	727	0	1,097	1,790
Eastguard Ins Co	NE	87	95	0	8	(9)
Electric Ins Co	MA	41	41	0	4	241
Empire Fire & Marine Ins Co	IL	2,793	2,666	0	383	369
Employers Assur Co	FL	289	272	0	118	8
Employers Compensation Ins Co	CA	470	416	0	77	141
Employers Ins Co Of NV	NV	20	16	0	0	(1)
Employers Ins Co of Wausau	WI	9,570	8,566	1	4,389	4,773
Employers Mut Cas Co	IA	11	9	0	0	(2)
Employers Preferred Ins Co	FL	1,182	1,159	0	849	997
Enact Mortgage Ins Corp	NC	1,657	1,788	0	107	(596)
Enact Mortgage Ins Corp of NC	NC	1	1	0	0	0
Endurance Amer Ins Co	DE	15,378	15,313	0	2,357	6,561
Endurance Assur Corp	DE	115	115	0	0	27
Essent Guar Inc	PA	2,097	2,225	0	0	88
Essentia Ins Co	MO	654	607	0	89	49
Euler Hermes N Amer Ins Co	MD	181	132	0	0	14
Everest Denali Ins Co	DE	1,364	1,207	0	4	53
Everest Natl Ins Co	DE	4,112	4,413	0	1,310	1,979
Everest Premier Ins Co	DE	143	120	0	113	215
Everest Reins Co	DE	23	21	0	0	(30)
Evergreen Natl Ind Co	OH	0	0	0	0	0
Executive Risk Ind Inc	DE	105	116	0	0	7
Factory Mut Ins Co	RI	16,533	19,623	0	4,277	2,059
Fair Amer Ins & Reins Co	NY	182	136	0	0	23

Company Name	Dom	Direct Written Prem	Direct Earned Prem	Dividends Paid	Direct Losses Paid	Direct Losses Incurred
Falls Lake Natl Ins Co	OH	1,432	2,991	0	302	319
Farmers Grp Prop & Cas Ins Co	RI	237	253	0	287	319
Farmington Cas Co	CT	0	0	0	0	(1)
Federal Ins Co	IN	4,443	4,141	0	875	716
Federated Mut Ins Co	MN	8	8	0	0	(0)
Federated Serv Ins Co	MN	473	382	0	175	167
Fidelity & Deposit Co Of MD	IL	2,014	1,876	0	0	46
Fidelity & Guar Ins Co	IA	59	59	0	10	(181)
Fidelity & Guar Ins Underwriters Inc	WI	0	0	0	0	(3)
Firemans Fund Ins Co	IL	1,649	2,044	0	608	1,512
Firemens Ins Co Of Washington DC	DE	0	0	0	0	(0)
First Colonial Ins Co	FL	11	10	0	1	1
First Fin Ins Co	IL	1	1	0	0	0
First Liberty Ins Corp	IL	333	346	0	41	29
First Natl Ins Co Of Amer	NH	6	7	0	330	683
Florists Mut Ins Co	WI	79	62	0	82	80
Foremost Ins Co Grand Rapids MI	MI	4,115	4,000	0	1,156	1,003
Foremost Prop & Cas Ins Co	MI	225	238	0	8	182
Foremost Signature Ins Co	MI	0	0	0	0	(62)
Fortress Ins Co	IL	23	22	0	0	(32)
Freedom Specialty Ins Co	OH	20	21	0	0	(7)
Garrison Prop & Cas Ins Co	TX	20,826	19,358	0	12,523	13,273
GEICO Advantage Ins Co	NE	48,435	47,598	0	32,297	31,032
Geico Cas Co	NE	(14)	1	0	41	(24)
GEICO Choice Ins Co	NE	25,346	25,476	0	17,371	18,425
Geico Gen Ins Co	NE	11,827	11,944	0	8,499	7,940
Geico Ind Co	NE	6,614	6,663	0	4,279	4,393
GEICO Marine Ins Co	NE	836	830	0	318	255
GEICO Secure Ins Co	NE	10,355	10,399	0	9,550	8,245
General Cas Co Of WI	WI	30	79	0	21	98
General Ins Co Of Amer	NH	79	80	0	0	(28)
General Reins Corp	DE	0	0	0	0	(139)
General Security Natl Ins Co	NY	25	13	0	0	5

## PROPERTY & CASUALTY TOTAL BUSINESS CY 2023 (\$000)

Company Name	Dom	Direct Written Prem	Direct Earned Prem	Dividends Paid	Direct Losses Paid	Direct Losses Incurred
General Star Natl Ins Co	DE	0	0	0	0	(5)
Generali Us Branch	NY	2,060	1,925	0	338	414
Genesis Ins Co	DE	1,501	1,459	0	206	182
Glencar Ins Co	WI	64	37	0	0	15
Government Employees Ins Co	NE	5,581	5,619	0	3,037	2,711
Granite State Ins Co	IL	2,227	2,281	0	3,299	3,079
Gray Ins Co	LA	12	12	0	0	1
Great Amer Alliance Ins Co	OH	636	652	0	279	38
Great Amer Assur Co	OH	4,496	4,395	0	370	834
Great Amer Ins Co	OH	9,783	9,977	0	993	1,136
Great Amer Ins Co of NY	NY	329	374	0	156	351
Great Amer Security Ins Co	OH	90	168	0	0	(13)
Great Amer Spirit Ins Co	OH	107	105	0	13	(15)
Great Divide Ins Co	ND	8,938	9,087	0	7,386	5,842
Great Midwest Ins Co	TX	268	172	0	0	0
Great Northern Ins Co	IN	196	206	0	87	427
Greenwich Ins Co	DE	254	214	0	225	561
Guarantee Co Of N Amer USA	MI	34	34	0	0	(1)
GuideOne Ins Co	IA	47	101	0	179	(393)
Hallmark Ins Co	AZ	0	0	0	0	(11)
Hanover Amer Ins Co	NH	15	16	0	0	(1)
Hanover Ins Co	NH	581	686	0	263	140
Harco Natl Ins Co	IL	506	709	0	0	215
Hartford Accident & Ind Co	CT	43	42	0	19	18
Hartford Cas Ins Co	IN	145	220	0	0	(10)
Hartford Fire Ins Co	CT	4,180	3,698	0	52	(1,306)
Hartford Ins Co Of The Midwest	IN	8,949	8,965	0	5,000	5,560
Hartford Steam Boil Inspec & Ins Co	CT	655	589	0	94	96
Hartford Underwriters Ins Co	CT	54	63	0	0	28
HDI Global Ins Co	IL	1,049	1,067	0	0	560
Hiscox Ins Co Inc	IL	482	526	0	45	129
Homesite Ins Co	WI	2,469	1,056	0	261	409
Horace Mann Ins Co	IL	4,219	4,159	0	1,866	1,692
Horace Mann Prop & Cas Ins Co	IL	2,437	2,367	0	1,374	1,388

Company Name	Dom	Direct Written Prem	Direct Earned Prem	Dividends Paid	Direct Losses Paid	Direct Losses Incurred
Hudson Ins Co	DE	708	704	0	46	111
Illinois Ins Co	NM	1,781	1,544	0	116	585
Illinois Natl Ins Co	IL	2,262	2,139	0	3,612	167
Imperium Ins Co	TX	4	3	0	0	0
Indemnity Ins Co Of North Amer	PA	909	952	0	57	488
Indemnity Natl Ins Co	MS	298	171	0	0	18
Independence Amer Ins Co	DE	817	785	0	321	7
Insurance Co of N Amer	PA	63	66	0	139	(1,166)
Insurance Co Of The State Of PA	IL	398	390	0	336	1,090
Insurance Co Of The West	CA	2,763	2,368	0	4	16
Integon Natl Ins Co	NC	1,265	1,312	0	500	563
International Fidelity Ins Co	NJ	3	7	0	0	(4)
Intrepid Ins Co	IA	567	450	0	86	132
Ironshore Ind Inc	IL	275	230	0	11	136
Jefferson Ins Co	NY	11,028	11,059	0	967	1,039
Jet Ins Co	NC	33	19	0	0	2
Jewelers Mut Ins Co S I	WI	232	219	0	25	(55)
Key Risk Ins Co	IA	0	0	0	0	0
Lancer Ins Co	IL	1,055	921	0	613	(450)
Lexington Natl Ins Corp	FL	49	8	0	0	0
Lexon Ins Co	TX	2,128	2,250	0	38	602
Liberty Ins Corp	IL	1,089	1,424	0	1,277	365
Liberty Ins Underwriters Inc	IL	3,202	3,228	0	2,473	2,937
Liberty Mut Fire Ins Co	WI	12,597	12,865	(0)	4,747	4,141
Liberty Mut Ins Co	MA	14,062	13,515	0	2,387	2,492
Liberty Northwest Ins Corp	OR	0	0	0	1,679	1,193
LM Ins Corp	IL	4,799	5,503	0	1,089	1,555
Lyndon Southern Ins Co	DE	105	98	0	25	30
MAG Mut Ins Co	GA	40	8	0	0	0
Manufacturers Alliance Ins Co	PA	314	278	0	24	362
Markel Amer Ins Co	VA	5,554	5,333	0	1,376	1,805
Markel Ins Co	IL	5,334	5,466	0	2,269	2,885
Massachusetts Bay Ins Co	NH	83	77	0	0	(0)
MBIA Ins Corp	NY	0	10	0	0	0

## PROPERTY & CASUALTY TOTAL BUSINESS CY 2023 (\$000)

Company Name	Dom	Direct Written Prem	Direct Earned Prem	Dividends Paid	Direct Losses Paid	Direct Losses Incurred
Medical Ins Exch Of CA	CA	8,941	8,911	990	10,508	3,278
Medical Protective Co	IN	486	470	0	0	83
MEMIC Ind Co	NH	37	16	0	0	10
Merchants Bonding Co a Mut	IA	1,020	1,096	0	25	25
Merchants Natl Bonding Inc	IA	496	371	0	116	151
Metropolitan Gen Ins Co	RI	495	252	0	179	192
MIC Gen Ins Corp	MI	2,114	1,390	0	781	905
MIC Prop & Cas Ins Corp	MI	267	302	0	96	121
Middlesex Ins Co	WI	0	(10)	0	0	(0)
Midvale Ind Co	WI	157	134	0	72	89
Midwest Employers Cas Co	DE	1,505	1,495	0	271	(957)
Milford Cas Ins Co	DE	943	740	0	73	2,372
Mitsui Sumitomo Ins Co of Amer	NY	746	706	0	1,274	446
Mitsui Sumitomo Ins USA Inc	NY	1,625	1,123	0	61	267
Mortgage Guar Ins Corp	WI	3,654	3,750	0	1	(93)
Motors Ins Corp	MI	58	58	0	12	12
Munich Reins Amer Inc	DE	0	0	0	0	(0)
National Amer Ins Co	OK	1	1	0	0	(0)
National Cas Co	OH	3,468	3,844	0	2,434	1,964
National Farmers Union Prop & Cas	NC	0	20	0	45	(3)
National Fire Ins Co Of Hartford	IL	243	216	0	12	1,657
National Gen Ins Co	MO	216	190	0	33	10
National Ind Co	NE	2,730	2,566	0	346	1,299
National Interstate Ins Co	OH	6,525	6,545	0	3,375	5,112
National Liab & Fire Ins Co	CT	4,128	3,936	0	604	2,049
National Mortgage Ins Corp	WI	1,104	1,113	0	0	22
National Public Finance Guar Corp	NY	0	70	0	0	0
National Specialty Ins Co	TX	4,685	4,793	0	2,927	2,575
National Surety Corp	IL	21	22	0	450	(210)
National Union Fire Ins Co of Pittsb	PA	13,887	15,358	0	5,982	1,243
Nationwide Mut Ins Co	OH	623	539	0	(145)	(293)
Nationwide Prop & Cas Ins Co	OH	0	0	0	0	(0)

Company Name	Dom	Direct Written Prem	Direct Earned Prem	Dividends Paid	Direct Losses Paid	Direct Losses Incurred
Navigators Ins Co	NY	3,737	3,695	0	607	605
NCMIC Ins Co	IA	387	385	22	0	123
New England Ins Co	CT	0	0	0	0	(2)
New Hampshire Ins Co	IL	3,016	3,218	0	1,513	(2,555)
New York Marine & Gen Ins Co	NY	749	801	0	484	(255)
Norcal Ins Co	CA	3,086	2,949	0	1,037	4,287
Norguard Ins Co	NE	484	447	0	106	(6)
North Pointe Ins Co	PA	13	14	0	0	5
North River Ins Co	NJ	929	997	0	30	274
Northland Cas Co	CT	1,109	1,191	0	285	(61)
Nova Cas Co	NY	301	344	0	610	230
Nutmeg Ins Co	CT	24	4	0	0	4
Oak River Ins Co	NE	957	1,101	0	369	440
OBI Amer Ins Co	PA	0	0	0	0	(0)
OBI Natl Ins Co	PA	2	3	0	0	(2)
Obsidian Ins Co	OH	0	0	0	0	5
Occidental Fire & Cas Co Of NC	NC	5,305	4,713	0	6,197	7,973
Ohio Cas Ins Co	NH	13,932	13,463	0	4,372	7,302
Ohio Ind Co	OH	56	47	0	37	37
Ohio Security Ins Co	NH	23,945	23,327	0	8,860	11,827
Old Republic Gen Ins Corp	IL	0	0	0	0	(5)
Old Republic Ins Co	PA	3,236	2,938	8	545	370
Pacific Employers Ins Co	PA	18	17	0	63	73
Pacific Ind Co	WI	348	373	0	17	(8)
Palomar Specialty Ins Co	OR	171	227	0	0	0
Peak Prop & Cas Ins Corp	WI	0	0	0	0	0
Penn Amer Ins Co	PA	0	0	0	107	(163)
Pennsylvania Lumbermens Mut Ins	PA	28	25	0	2	2
Pennsylvania Manufacturers Assoc Ins	PA	2,134	2,153	0	474	1,324
Pennsylvania Manufacturers Ind Co	PA	408	406	0	169	253
Permanent Gen Assur Corp	WI	64	81	0	253	141
Petroleum Cas Co	TX	0	0	0	0	0

## PROPERTY & CASUALTY TOTAL BUSINESS CY 2023 (\$000)

Company Name	Dom	Direct Written Prem	Direct Earned Prem	Dividends Paid	Direct Losses Paid	Direct Losses Incurred
Pharmacists Mut Ins Co	IA	222	228	0	16	(27)
Philadelphia Ind Ins Co	PA	9,309	9,394	0	2,396	3,255
Phoenix Ins Co	CT	1,404	1,121	1	25	(43)
Physicians Ins A Mut Co	WA	772	985	0	927	327
Plateau Cas Ins Co	TN	36	39	0	100	100
Platte River Ins Co	NE	66	81	0	0	(5)
Plaza Ins Co	IA	0	0	0	0	0
Praetorian Ins Co	PA	108	110	26	254	1,341
Pre Paid Legal Cas Inc	OK	265	264	0	77	77
Preferred Professional Ins Co	NE	19	19	0	0	32
Privilege Underwriters Recp Exch	FL	1,292	1,161	0	183	97
ProAssurance Ins Co of Amer	IL	216	209	0	0	(2)
Procentury Ins Co	MI	0	0	0	0	(0)
Progressive Cas Ins Co	OH	26	28	0	(3)	(2)
Progressive Direct Ins Co	OH	49,037	46,387	0	24,763	27,992
Progressive Northwestern Ins Co	OH	3,012	2,946	0	1,761	2,126
Progressive Specialty Ins Co	OH	19,861	19,516	0	11,677	12,046
Property & Cas Ins Co Of Hartford	IN	24	27	0	1	5
Proselect Ins Co	NE	8	8	0	0	(2)
Protective Ins Co	IN	616	610	0	31	30
Protective Prop & Cas Ins Co	MO	41	43	0	0	0
QBE Ins Corp	PA	1,427	995	11	(229)	(249)
Radian Guar Inc	PA	4,215	4,343	0	53	(11)
Redwood Fire & Cas Ins Co	NE	477	579	0	152	(30)
Regent Ins Co	WI	41	29	0	0	7
Republic Ind Co Of Amer	CA	5,779	5,918	65	5,035	590
Republic Ind Co of CA	CA	26	30	0	29	(15)
Repwest Ins Co	AZ	308	308	0	10	10
Response Worldwide Ins Co	IL	0	0	0	0	0
Riverport Ins Co	IA	1	1	0	0	(204)
RLI Ins Co	IL	2,281	2,140	0	1,027	956
Rockwood Cas Ins Co	PA	1	1	0	9	27

Company Name	Dom	Direct Written Prem	Direct Earned Prem	Dividends Paid	Direct Losses Paid	Direct Losses Incurred
RSUI Ind Co	NH	2,507	2,503	0	0	317
Rural Comm Ins Co	MN	94	104	0	119	102
Safeco Ins Co Of Amer	NH	6,887	6,547	0	3,447	2,180
Safeco Ins Co Of IL	IL	572	581	0	198	244
Safeco Ins Co Of IN	IN	35,971	35,090	0	19,314	20,046
Safety First Ins Co	IL	0	0	0	0	(334)
Safety Natl Cas Corp	MO	3,291	3,152	0	182	1,051
Sagamore Ins Co	IN	0	0	0	113	(75)
Scottsdale Ind Co	OH	0	0	0	0	2
Securian Cas Co	MN	2,845	2,805	0	1,063	1,200
Security Natl Ins Company	DE	(66)	(3)	0	112	24
Selective Ins Co Of Amer	NJ	92	79	0	0	2
Seneca Ins Co Inc	NY	11	11	0	0	3
Sentinel Ins Co Ltd	CT	3	2	0	0	(0)
Sentry Cas Co	WI	23	28	0	24	49
Sentry Ins Co	WI	741	658	0	288	333
Sentry Select Ins Co	WI	1,963	2,081	0	528	402
Service Amer Ind Co	OK	83	110	0	0	(8)
Seven Seas Ins Co Inc	FL	0	0	0	0	0
SFM Mut Ins Co	MN	2	2	0	0	0
SiriusPoint Amer Ins Co	NY	2,223	800	0	187	769
Sompo Amer Fire & Mar Ins Co Amer	NY	778	750	0	(18)	332
Sompo Amer Ins Co	NY	2,409	2,325	0	7,510	842
Sparta Ins Co	CT	0	0	0	(0)	(0)
Spinnaker Ins Co	IL	624	405	0	41	73
St Paul Fire & Marine Ins Co	CT	7	12	0	196	(555)
St Paul Guardian Ins Co	CT	81	82	0	0	21
St Paul Mercury Ins Co	CT	1	0	0	0	(4)
St Paul Protective Ins Co	CT	0	0	0	0	0
Standard Fire Ins Co	CT	0	0	0	20	(19)
Star Ins Co	MI	24	18	0	0	(7)
Starnet Ins Co	IA	1,300	1,242	0	191	(721)
Starr Ind & Liab Co	TX	16,262	17,009	0	3,387	6,661

## PROPERTY & CASUALTY TOTAL BUSINESS CY 2023 (\$000)

Company Name	Dom	Direct Written Prem	Direct Earned Prem	Dividends Paid	Direct Losses Paid	Direct Losses Incurred
Starr Specialty Ins Co	TX	3,019	2,711	291	642	1,430
StarStone Natl Ins Co	DE	8,928	9,046	0	6,227	4,177
State Farm Fire & Cas Co	IL	125,088	123,080	0	62,851	88,789
State Farm Mut Auto Ins Co	IL	176,020	171,092	0	115,998	126,059
State Natl Ins Co Inc	TX	1,609	1,634	0	46	1,276
Stillwater Ins Co	CA	297	306	0	144	220
Stonington Ins Co	PA	(0)	0	0	17	(14)
Stratford Ins Co	NH	4,144	4,381	0	4,292	3,599
SUNZ Ins Co	FL	38	38	0	0	14
Suretec Ins Co	TX	454	470	0	0	(71)
Sutton National Ins Co	OK	27	22	0	0	8
Swiss Re Corp Solutions Amer Ins Co	MO	3,277	3,193	0	938	1,075
Swiss Re Corp Solutions Elite Ins Co	MO	8,932	8,886	0	111	644
Swiss Re Corp Solutions Premier Ins	MO	20	27	0	0	(1)
T H E Ins Co	LA	593	560	0	262	(119)
Teachers Ins Co	IL	543	541	0	114	128
Technology Ins Co Inc	DE	662	499	0	132	(42)
The Cincinnati Ins Co	OH	140	172	0	46	23
The Gray Cas & Surety Co	LA	105	19	0	0	0
The Pie Ins Co	OH	33	4	0	295	1,227
The Travelers Cas Co	CT	0	0	0	0	(0)
TIG Ins Co	CA	0	0	0	0	(0)
TNUS Ins Co	NY	0	0	0	0	0
Tokio Marine Amer Ins Co	NY	2,447	2,331	0	(91)	1,437
Toyota Motor Ins Co	AZ	436	477	0	94	131
Trans Pacific Ins Co	NY	0	0	0	2	(25)
Transamerica Cas Ins Co	IA	2	3	0	0	(1)
Transguard Ins Co Of Amer Inc	IL	108	81	0	3	39
Transportation Ins Co	IL	575	440	(0)	258	1,077
TravCo Personal Ins Co	CT	0	0	0	0	(14)
Travelers Cas & Surety Co	CT	559	451	0	82	303

Company Name	Dom	Direct Written Prem	Direct Earned Prem	Dividends Paid	Direct Losses Paid	Direct Losses Incurred
Travelers Cas & Surety Co Of Amer	CT	11,817	9,442	0	186	(235)
Travelers Cas Co Of CT	CT	0	0	0	0	(0)
Travelers Cas Ins Co Of Amer	CT	0	0	0	0	(0)
Travelers Constitution State Ins Co	CT	0	0	0	0	(0)
Travelers Ind Co	CT	3,490	3,565	0	2,214	887
Travelers Ind Co Of Amer	CT	2,411	2,330	0	1,286	2,064
Travelers Ind Co Of CT	CT	1,056	996	0	106	36
Travelers Prop Cas Co Of Amer	CT	14,798	14,622	0	4,655	7,041
Tri State Ins Co Of MN	IA	13	20	0	64	66
Trisura Ins Co	OK	80	78	0	0	9
Triton Ins Co	TX	6	6	0	0	0
Triumphe Cas Co	OH	384	472	0	15	93
Truck Ins Exch	CA	0	0	0	0	(23)
Trumbull Ins Co	CT	5	5	0	0	(33)
Twin City Fire Ins Co Co	IN	393	413	4	99	179
Umialik Ins Co	AK	117,817	105,791	0	40,208	52,186
Union Ins Co	IA	1	1	0	0	(1)
United Cas & Surety Ins Co	NE	49	29	0	0	9
United Financial Cas Co	OH	12,415	11,587	0	6,183	9,460
United Fire & Cas Co	IA	82	56	0	0	5
United Guar Residential Ins Co	NC	384	423	0	0	(83)
United Serv Automobile Assn	TX	63,235	61,418	5,675	39,367	43,571
United States Fidelity & Guar Co	CT	(0)	(0)	0	0	(80)
United States Fire Ins Co	DE	3,833	3,822	0	2,104	1,908
United States Liab Ins Co	NE	515	528	0	0	19
United WI Ins Co	WI	13	13	0	0	(1)
Universal Fire & Cas Ins Co	IN	2	1	0	0	1
Universal Underwriters Ins Co	IL	2,162	331	0	284	339
Universal Underwriters Of TX Ins	IL	0	0	0	0	(1)
US Specialty Ins Co	TX	7,183	7,035	0	2,367	4,924
USAA Cas Ins Co	TX	43,276	41,254	517	26,863	30,664
USAA Gen Ind Co	TX	38,462	37,073	0	26,946	29,191

## PROPERTY & CASUALTY TOTAL BUSINESS CY 2023 (\$000)

Company Name	Dom	Direct Written Prem	Direct Earned Prem	Divi-dends Paid	Direct Losses Paid	Direct Losses Incurred
Valley Forge Ins Co	PA	585	34	0	688	4,467
Vanliner Ins Co	OH	620	876	0	92	18
Vantapro Specialty Ins Co	AR	3	53	0	0	7
Vigilant Ins Co	NY	42	41	0	858	429
Viking Ins Co Of WI	WI	0	0	0	0	0
Virginia Surety Co Inc	IL	397	532	0	243	318
Watford Ins Co	NJ	0	0	0	90	(14)
Wausau Business Ins Co	WI	0	(7)	0	74	129
Wausau Underwriters Ins Co	WI	0	(12)	0	196	(224)
WCF Natl Ins Co	UT	291	320	0	195	322
WCF Select Ins Co	CA	1	0	0	19	3
Wellfleet Ins Co	IN	60	49	0	0	11
Wellfleet NY Ins Co	NY	1,875	1,771	0	656	1,291
Wesco Ins Co	DE	41	67	0	190	194
West Amer Ins Co	IN	4,363	4,175	0	1,851	2,037

Company Name	Dom	Direct Written Prem	Direct Earned Prem	Divi-dends Paid	Direct Losses Paid	Direct Losses Incurred
West Bend Mut Ins Co	WI	0	0	0	0	0
Westchester Fire Ins Co	PA	971	1,046	0	1,000	656
Western Natl Mut Ins Co	MN	509	518	0	1	(60)
Western Surety Co	SD	2,695	2,628	0	102	687
Westfield Ins Co	OH	21	15	0	0	2
Westport Ins Corp	MO	(201)	18	0	307	342
Work First Cas Co	DE	6	5	0	0	0
Wright Natl Flood Ins Co	TX	101	101	0	108	108
XL Ins Amer Inc	DE	4,953	4,384	0	240	(454)
XL Specialty Ins Co	DE	5,047	4,854	0	540	986
Yosemite Ins Co	OK	0	0	0	195	(254)
Zenith Ins Co	CA	11	10	0	0	(2)
Zurich Amer Ins Co	NY	19,360	19,664	0	4,458	4,125
Zurich Amer Ins Co Of IL	IL	2,853	1,537	0	3,383	7,268
<b>TOTAL COMPANIES: 487</b>		<b>1,791,221</b>	<b>1,746,586</b>	<b>7,904</b>	<b>866,302</b>	<b>963,006</b>

## TITLE INSURANCE COMPANIES CY 2023 (\$000)

Company Name	NAIC #	DOM	Market Share	Assets	Surplus	Direct Prem Written	Direct Prem Earned	Direct Losses Paid	Direct Losses Incurred
Agents Natl Title Ins Co	12522	MO	0%	81,838	57,389	0	0	0	0
AmTrust Title Ins Co	51578	NY	0%	64,411	34,455	0	0	0	0
Chicago Title Ins Co	50229	FL	6.68%	1,499,872	652,113	1,865	1,871	1	0
Commonwealth Land Title Ins Co	50083	FL	0%	555,209	296,092	0	-1	0	0
Doma Title Ins Inc	50130	SC	0%	144,981	49,859	0	0	0	0
Fidelity Natl Title Ins Co	51586	FL	10.41%	1,323,070	530,783	2,910	2,950	1	0
First Amer Title Guar Co	51624	TX	0%	103,225	76,735	0	0	0	0
First Amer Title Ins Co	50814	NE	22.09%	3,368,994	1,473,225	6,173	6,218	45	323
First Natl Title Ins Co	14240	TX	0%	72,869	37,492	0	0	0	0
Old Republic Natl Title Ins Co	50520	FL	5.26%	1,543,055	638,644	1,471	1,678	0	0
Stewart Title Guar Co	50121	TX	55.55%	1,437,689	843,265	15,521	15,701	268	36
US Natl Title Ins Co	50030	MS	0%	2,335	708	0	0	0	0
WFG Natl Title Ins Co	51152	SC	0%	304,477	123,689	0	0	0	0
<b>Total</b>				<b>10,502,027</b>	<b>4,814,448</b>	<b>27,941</b>	<b>28,417</b>	<b>314</b>	<b>359</b>



## **SURPLUS LINES**

Surplus Lines Premiums [82](#)

Premium Tax Audits [82](#)

**UNAUTHORIZED AND INDEPENDENTLY PROCURED PREMIUMS AND TAXES** [83](#)

**NON-ADMITTED PREMIUMS AND TAXES** [83](#)

## **GUARANTY ASSOCIATIONS**

Alaska Insurance Guaranty Association [85-86](#)

Alaska Life and Health Insurance Guaranty Association [87](#)

**RISK RETENTION GROUPS** [88](#)

**AIR AMBULANCE SERVICE PROVIDERS** [88](#)

**PURCHASING GROUPS** [89-90](#)

**CONSUMER INFORMATION** [91](#)

**CONTACT THE DIVISION OF INSURANCE** [91](#)

## SURPLUS LINES PREMIUMS CY 2023 (\$000)

Line	Prem
Fire	12,677
Allied lines	24,003
Multiple peril crop	40
Federal flood	295
Private flood	281
Farmowners multiple peril	11
Homeowners multiple peril	348
Commercial multiple peril - non-liability	11,246
Commercial multiple peril - liability	7,913
Mortgage guaranty	(3)

Line	Prem
Ocean marine	1,622
Inland marine	8,196
Medical professional liability	3,661
Earthquake	8,351
Workers' compensation	4
Other liability	166,573
Excess workers' compensation	6
Products liability	310
Other private passenger auto liability	19
Other commercial auto liability	1,962

Line	Prem
Private passenger auto physical damage	(2)
Commercial auto physical damage	209
Aircraft	6,435
Fidelity	31
Surety	3
Burglary and theft	18
Boiler and machinery	15
Credit	1,703
Other lines of business	341
<b>TOTAL</b>	<b>256,269</b>

## PREMIUM TAX AUDITS FY 2024

Audit No.	Surplus Lines Broker Name / Auditee	Audit Call	Report
TA 23-02	Burns & Wilcox LTD	May 9, 2023	November 14, 2023
TA 23-03	Amwins Ins Brokerage	July 18, 2023	December 14, 2023
TA 23-04	Groninger & Co Inc Superior Underwriters	September 26, 2023	November 2, 2023
TA 23-05	Pacific International Underwriters Inc.	September 26, 2023	December 14, 2023
TA 23-06	Citadel Ins Services LC	September 26, 2023	November 1, 2023
TA 24-02	Cochrane Agency	March 11, 2024	May 16, 2024

## UNAUTHORIZED AND INDEPENDENTLY PROCURED PREMIUMS AND TAXES CY 2023 (\$000)

Unauthorized Insurance (Reported by Brokers)	Prem*	3.7% Tax	Marine Prem	.75% Tax
AmWins Insurance Brokerage	-	-	34	0
Ares Insurance Managers LLC	-	-	223	2
Arthur J Gallagher Risk Management Serv Inc	-	-	3,969	30
AssuredPartners of WA LLC	-	-	52	0
Business Insurance Services Inc	-	-	207	2
Cochrane Agency Inc	-	-	-1	0
CRC Insurance Services Inc	-	-	110	1
Exceptional Risk Advisors, LLC	67	2	-	-
Marsh & McLennan Agency LLC	-	-	717	5
Marsh USA Inc	-	-	860	6
Maritime Program Group Inc	-	-	20	0
MGIS Underwriting Managers Inc	8	0	-	-
Petersen International Underwriters	236	9	-	-
Porter Spaulding Inc	-	-	1	0
RSG Specialty LLC	-	-	86	1
USI Insurance Services LLC	-	-	1,317	10
Ursus Insurance Services Inc	-	-	1	0
<b>Total</b>	<b>311</b>	<b>11</b>	<b>7,562</b>	<b>57</b>

Independently Procured Insurance (Reported by Insureds) (\$000)	Prem	3.7% Tax
Total	1,795	66

\*Premiums under \$500 are rounded to zero.

## NON-ADMITTED PREMIUMS AND TAXES REPORTED BY COMPANIES CY 2023 (\$000)

Non-Admitted Companies*	Prem	3.7% Tax
American Continental Insurance Company	7	0
American Home Life Ins Co	5	0
American Life & Security Corp	1	0
American National Life Insurance Company of NY	1	0
American Progressive Life & Health Ins Co of NY	1	0
American Retirement Life Insurance Company	51	2
Ameritas Life Insurance Corporation of NY	8	0
Athene Life Insurance Company of NY	0	0
Auto-Owners Life Insurance Company	16	1
Christian Fidelity Life Insurance Company	4	0
CICA Life Insurance Company of America	3	0
Cigna National Health Insurance Company	1	0
Columbian Life Insurance Company	16	1
Combined Life Insurance Company of New York	2	0
Continental Life Insurance Company of Brentwood, TN	39	1
Cotton States Life Insurance Company	3	0
Encova Life Insurance Company	3	0
Erie Family Life Insurance Company	22	1
Farm Bureau Life Insurance Company	57	2
Federated Life Insurance Company	2	0
First Unum Life Insurance Company	12	0
Fortitude US Reins Co	8	0
Freedom Life Insurance Company of America	67	2
GPM Health and Life Insurance Company	16	1
Grange Life Ins Co	12	0
Great Western Insurance Company	44	2
Guaranty Income Life Insurance Company	1	0
Illinois Mutual Life Insurance Company	17	1
Monarch Life Insurance Company	16	0

Non-Admitted Companies*	Prem	3.7% Tax
Mutual Savings Life Insurance Company	2	0
Nassau Life Ins Co of Kansas	5	0
Old American Insurance Company	7	0
Omaha Supplemental Ins Co	2	0
Pekin Life Insurance Company	21	1
Pioneer Mutual Life Insurance Company	11	0
PMI Mortgage Insurance Company	15	0
Professional Insurance Company	1	0
Protective Life and Annuity Insurance Company	4	0
Puritan Life Insurance Company of America	5	0
Republic Mortgage Insurance Company	5	0
Sagicor Life Insurance Company	7	0
Security Plan Life Insurance Company	1	0
Shelter Life Insurance Company	29	1
Southern Guaranty Insurance Company	5	0
Standard Life Insurance Company of New York	4	0
State Farm Life & Accident Assurance Company	28	1
The Western and Southern Life Insurance Co	85	3
Union National Life Insurance Company	1	0
United Farm Family Life Insurance Company	21	1
United Home Life Insurance Company	1	0
United Insurance Company of America	1	0
United Life Ins Co	283	10
United National Life Insurance Company of America	4	0
Unity Financial Life Insurance Company	2	0
Upstream Life Insurance Company	2	0
USAA Life Insurance Company of New York	20	1
<b>Total</b>	<b>1,007</b>	<b>37</b>

\*Reported by companies

## ALASKA INSURANCE GUARANTY ASSOCIATION CY 2023

### All Insolvencies by Statutory Account - Combined Balance Sheet Information

December 31, 2023	Auto	Workers' Comp	Other	Administrative	Total
<b>Assets</b>					
Cash and cash equivalents	\$14,780	\$518,636	\$100,540	-	\$633,956
Investments	\$880,250	\$30,888,480	\$5,987,851	-	\$37,756,581
Assessments receivable	-	-	-	-	-
Interest receivable	\$3,292	\$31,522,641	\$22,395	-	\$31,548,328
<b>Total assets</b>	<b>\$898,322</b>	<b>\$62,929,757</b>	<b>\$6,110,786</b>	<b>-</b>	<b>\$69,938,865</b>
<b>Liabilities And Members' Equity (Deficit)</b>					
Accounts payable	-	\$28,639	-	-	\$28,639
Reserve for claims and claim adjustment expenses	-	\$15,344,262	\$208,930	\$32,675	\$15,585,867
Members' equity (deficit)	\$898,322	\$16,149,740	\$5,901,856	(\$32,675)	\$54,324,359
<b>Total liabilities and members' equity</b>	<b>\$898,322</b>	<b>\$31,522,641</b>	<b>\$6,110,786</b>	<b>-</b>	<b>\$38,531,749</b>
<b>Combining Schedule of Changes in Members' Equity (Deficit)</b>					
Assessments	-	-	-	-	-
Distributions from liquidators	-	\$100,016	-	\$5,999	\$106,015
Investment income (loss)	\$17,750	\$1,453,160	\$158,676	-	\$1,629,586
<b>Total</b>	<b>\$17,750</b>	<b>\$1,553,176</b>	<b>\$158,676</b>	<b>\$5,999</b>	<b>\$1,735,601</b>
Change in claims and claim adjustment expense reserves	-	(\$2,219,648)	-	\$3,404	(\$2,216,244)
Claims paid	-	\$1,301,539	-	-	\$1,301,539
Assessment refunds	-	-	-	-	-
Claim adjustment expenses paid	-	\$31,958	-	-	\$31,958
Administrative expenses	-	\$129,276	\$55	\$163,508	\$292,839
Allocation of administration costs	(\$2,963)	\$179,011	(\$12,961)	(\$163,087)	-
<b>Total</b>	<b>(\$2,963)</b>	<b>(\$577,864)</b>	<b>(\$12,906)</b>	<b>\$3,825</b>	<b>(\$589,908)</b>
Members' equity (deficit) change during year	\$20,713	\$2,133,306	\$171,582	\$2,174	\$2,327,775
Members' equity (deficit) beginning of year	\$877,609	\$14,016,434	\$5,730,274	(\$34,849)	\$20,589,468
Members' equity (deficit) end of year	\$898,322	\$16,149,740	\$5,901,856	(\$32,675)	\$22,917,243

## ALASKA INSURANCE GUARANTY ASSOCIATION

<b>Balance Sheets</b>		
<b>December 31</b>	<b>CY 2023</b>	<b>CY 2022</b>
<b>Assets</b>		
Cash and cash equivalents	\$633,959	\$701,562
Assessments receivable	—	—
Investments	\$37,756,581	\$37,614,633
Interest receivable	\$141,212	\$102,013
Total assets	\$38,531,752	\$38,418,208
<b>Liabilities and Members' Equity (Deficit)</b>		
Accounts payable	\$28,639	\$26,629
Reserve for claims and claim adjustment expenses	\$15,585,867	\$17,802,111
Members' equity (deficit)	\$22,917,243	\$20,589,468
Total liabilities and members' equity	\$38,531,749	\$38,418,208
<b>Statements of Activities</b>		
Assessments	—	\$200
Distributions from liquidators	\$106,015	\$32,811
Investment income (loss)	\$1,629,586	(\$858,967)
Total	\$1,735,601	(\$825,956)
Change in claims and claim adjustment expense reserves	(\$2,216,244)	(\$3,641,107)
Claims paid	\$1,301,539	\$1,840,385
Assessment refunds	(\$2,266)	—
Claim adjustment expenses paid	\$31,958	\$89,399
Administrative expenses	\$292,839	\$298,312
Total	(\$592,174)	(\$1,413,011)
Net change in members' equity (deficit) during the year	\$2,327,775	\$587,055
Members' equity (deficit) beginning of year	\$20,589,468	\$20,002,413
Members' equity (deficit) end of year	\$22,917,243	\$20,589,468

<b>Statements of Cash Flows</b>		
<b>December 31</b>	<b>CY 2023</b>	<b>CY 2022</b>
<b>Cash Flows from Operating Activities</b>		
Net change in members' equity (deficit)	\$2,327,775	\$587,055
Adjustments to reconcile net change in members' equity (deficit) to net cash provided by (used in) operating activities:		
Unrealized (gain) loss on investments	(\$580,962)	\$1,671,700
Changes in assets and liabilities that provided (used) cash:		
Assessments receivable	—	—
Interest receivable	(\$39,199)	(\$82,566)
Accounts payable	\$2,010	(\$25,562)
Reserves for claims and claim adjustment expense	(\$2,216,244)	(\$3,641,107)
Net cash provided by operating activities	(\$506,620)	(\$1,490,480)
<b>Cash Flows from Investing Activities</b>		
Purchases of investments	(\$11,640,986)	(\$26,235,179)
Maturities of investments	\$12,080,000	\$21,540,000
Sales of investments	—	—
Net cash (used in) investing activities	\$439,014	(\$4,695,179)
Increase (Decrease) in cash and cash equivalents	(\$67,606)	(\$6,185,659)
Cash and cash equivalents, beginning of year	\$701,562	\$6,887,221
Cash and cash equivalents, end of year	\$633,956	\$701,562

## ALASKA LIFE AND HEALTH INSURANCE GUARANTY ASSOCIATION CY 2023

### Statement of Revenue Collected and Expenses Paid and Changes in Fund Balances

For the Year ended December 31, 2023

	Administrative Fund	Insolvency Fund	Total
<b>Revenues</b>			
Class A assessments received	\$380,100	–	\$380,100
Class B assessments received	–	–	–
Estate Distributions	–	\$62,145	\$62,145
Interest income	\$20,722	–	\$20,722
Total revenue collected	\$400,822	\$62,145	\$462,967
<b>Expenses</b>			
NOLHGA dues and assessments	\$56,244	\$1,662	\$57,906
Executive Director fee	\$102,320	\$2,263	\$104,583
Accounting fees	\$5,426	–	\$5,426
Auditing fees	\$14,500	–	\$14,500
Travel	\$15,296	–	\$15,296
Annual meeting expenses	\$15,720	–	\$15,720
Zak assessment database	\$9,570	–	\$9,570
General and administrative expenses	\$9,599	–	\$9,599
Total expenses paid	\$228,675	\$3,925	\$232,600
Change in Fund Balance	\$172,147	\$58,220	\$230,367
Fund balances, beginning of year (audited balance of \$529,382, adjusted for \$34,993 of amounts related to accrual items to convert to modified cash basis)	\$141,985	\$554,725	\$696,710
Fund balances, end of year	\$314,132	\$612,945	\$927,077

### Basis of Presentation

The Association prepares its financial statements on the modified cash basis of accounting (the accrual basis of accounting was utilized in years prior to 2017).

Under this basis, most revenues are recognized when collected rather than when earned, and expenditures are recognized when paid rather than when incurred. Consequently, some items such as investment income receivable and amounts payable for services to the Association are not presented in the financial statements.

## RISK RETENTION GROUPS CY 2023\*\* (\$000)

NAIC#	DOM	Group Name	Prem*
12934	VT	Academic Medical Professionals Insurance Risk Retention Group, LLC	0
13677	VT	Affiliates Insurance Reciprocal A Risk Retention Group	8
10023	VT	Alliance Of Nonprofits For Ins RRG	0
11710	AZ	Allied Professionals Insurance Company RRG	41
10232	VT	American Assoc Of Orthodontists RRG	24
12300	TX	American Contractors Insurance Co RRG	26
10903	VT	American Excess Insurance Exchange RRG	0
11590	VT	American Forest Casualty Company RRG	56
11598	AZ	Applied Medico-Legal Solutions Risk Retention Group Inc.	23
13177	NV	Arcoa Risk Retention Group, Inc.	57
13580	KY	Arise Boiler Inspection And Insurance Company RRG	7
15445	VT	Attorneys Liability Assurance Society Ltd., A Risk Retention Group	268
44504	HI	California Healthcare Insurance Company, Inc., A Risk Retention Group	1,600
11825	VT	Care Risk Retention Group, Inc.	0
12373	DC	Caring Communities A Reciprocal Risk Retention Group	0
11839	DC	Circle Star Insurance Company, A Risk Retention Group	0
12172	VT	Claim Professionals Liability Insurance Company RRG	18
13613	VT	College Risk Retention Group	47
11798	VT	Continuing Care Risk Retention Group, Inc.	0
14906	DC	Copic, A Risk Retention Group	0
15947	NC	County Hall Insurance Company, Inc. A Risk Retention Group	0
14160	DC	Coverys RRG, Inc.	0
13720	MT	Crossfit Risk Retention Group Incorporated	16
15928	SC	Dan Risk Retention Group, Inc.	48
14163	VT	Emergency Capital Mgmt LLC A RRG	0
12003	NV	Emergency Medicine Professional Assurance Company Risk Retention Group	0
10842	VT	Franklin Cas Ins Co RRG	7
11145	NV	Golden Insurance Company RRG	1
13973	NV	Government Technology Insurance Company Risk Retention Group Inc.	0
11941	VT	Green Hills Insurance Company, A Risk Retention Group	0
11832	DC	Health Care Industry Liability Reciprocal Ins Co, A Risk Retention Group	30
16957	NC	Healthcare Professional Long Term Care Risk Retention Group, Inc.	0
15211	DC	Lone Star Alliance, Inc. A Risk Retention Group	516
17034	SC	Long Iron Ins RRG Inc.	0
13589	DC	Medpro RRG Risk Retention Group	433
44237	VT	Mental Health Risk Retention Group, Inc.	234
14062	DC	MMIC Risk Retention Group, Inc.	0
16700	AL	Motor Transport Mutual Risk Retention Group, Inc.	0
26257	HI	Mutual Risk Retention Group Inc.	0
36072	HI	National Guardian Rrg Inc.	0
14130	VT	NCMIC Risk Retention Group, Inc.	56

NAIC#	DOM	Group Name	Prem*
17336	DC	NLADA Mutual Insurance Co, A Risk Retention Group	3
17052	AL	Notting Hill Risk Retention Group, LLC	0
44121	IL	OMS National Insurance Company RRG	212
10353	VT	OOIDA Risk Retention Group Inc.	0
44105	VT	Ophthalmic Mutual Insurance Company RRG	0
11973	VT	PCH Mutual Insurance Company Inc. A Risk Retention Group	407
15738	VT	Physicians Insurance Risk Retention Group	123
14366	DC	Preferra Insurance Company Risk Retention Group	60
44083	MO	Preferred Physicians Medical RRG Inc.	13
15647	DC	Proassurance American Mutual, A Risk Retention Group	0
17328	AL	Professional Transportation Risk Retention Group, Inc.	0
12209	VT	Restoration Risk Retention Group Inc.	0
15744	SC	Romulus Risk Insurance Risk Retention Group, Inc.	0
17185	AL	Securent Risk Retention Group, Inc.	0
16902	SC	Security Cas RRG Inc.	0
10754	AL	Spirit Mountain Insurance Company Risk Retention Group	42
10476	VT	Stico Mutual Insurance Company RRG	253
17046	AL	Technology Transportation Mut RRG In	0
10113	VT	Terra Insurance Company (A Risk Retn Grp)	706
14395	VT	Terrafirma Risk Retention Group LLC	8
14347	DC	The Doctors Company Risk Retention Group, A Reciprocal Exchange	0
11153	SC	Titan Insurance Company, Inc. A Risk Retention Group	0
10020	VT	United Educators Insurance A Reciprocal Risk Retention Group	791
15956	SC	Velocity Insurance Company, A Risk Retention Group	0
40940	CO	Western Pacific Mutual Ins Co. (A RRG)	0
16887	AL	YRIG Risk Retention Group, Inc.	0

**TOTAL PREMIUMS 6,136**

CAUTION: Risk Retention Groups are not subject to the Alaska Insurance Guaranty Association Act and federal law partially preempts them from certain Alaska insurance regulatory authority. Therefore, extreme caution should be exercised when considering a Risk Retention Group as an insurer.

\*Premiums under \$500 are rounded to zero.

\*\*In compliance with 3AAC 24.010 -.290.

## AIR AMBULANCE SERVICE PROVIDERS

DOM	Company Name
DE	Guardian Flight, LLC
AK	LifeMed Alaska, LLC.
WA	University of Washington



## PURCHASING GROUPS CY 2023

Company Name	AK ID
123CPL	84275764
Adults & Childrens Risk Purchasing Group, Inc	84275084
Agents Professional Liability Service Organization	84275318
Alaska Independent Insurance Agents & Brokers Inc	84275072
Aliverisk RPG, Inc	84275879
Alliance Of Event Planners & Vendors, Inc	84275776
Alliance Of Nonprofits, Inc	84275775
Alliance Of Real Estate Professional Services Purchasing Group	521632663
Allied Healthcare Providers Association RPG	84275692
Allied Professionals' Risk Purchasing Group, Inc	519912996
American Acupuncture Council PG	84274996
American Advantage Purchasing Group	84276023
American Association Of Advertising Agencies Inc	84274997
American Health Care Professions Purchasing Group Association	84275021
American Massage Council Insurance Buying Group Inc	84275034
American Medical Professional Alliance Inc	84275000
American Ports Insurance Program RPG	84275544
American Real Estate PG, Inc	84276075
American Society Of Health System Pharmacists Risk PG	84275020
American Specialty Sports & Entertainment PG	84275437
American Tax Preparers Purchasing Group	84275593
ANA SNA Purchasing Group Association	84275022
APIP Cyber & Pollution Programs, Inc. RPG	84276018
Arthur J Gallagher Financial Services Professional Risk Purchasing Group, LLC	84275826
Arthur J Gallagher Real Estate RPG, LLC	84275952
Artisan Contractors RPG	84276059
Association Of Public And Private Educators	84275005
Association Resource Group PG	84275531
Associations And Professionals General Liability PG	84275006
Athletic Alliance Risk Purchasing Group	84275008
Attorneys' Advantage Risk Purchasing Group	84275811
Automotive Insurance Purchasing Group	84275847
Avma Administrative Services, LLC	522068342

Company Name	AK ID
Avma Professional Liability Insurance Trust Purchasing Group	84275009
Beauty Health & Trade Alliance	84275584
Behavioral Health Purchasing Group	84275535
Big I Risk Purchasing Group, LLC	84275779
Booking.com Risk Purchasing Group LLC	512338404
Chemical Society Risk Purchasing Group	84276027
Chirofutures Inc RPG	84275709
Clearwater Transportation Insurance Program	84275453
Coalition Of Restaurants And Fine Dining Establishments, Inc	84276077
College And University Scholastic Excess RPG, LLC	84275976
College Risk Purchasing Group, Inc	84275639
Combined Real Estate Purchasing Enterprise, Inc	84275580
Commercial For Hire Transportation PG	84275281
Community Associations PG Inc	84275248
Coop RPG, Inc	84276136
Cultural & Historical Institutions PG Inc	84275578
Designpro Purchasing Group	84275302
Distinguished Properties Associates Inc	84274874
Distinguished Properties Umbrella Managers Inc	84274877
DT Preferred Group, LLC	84275677
Education Support Purchasing Group	84275669
Educators Liability Insurance Purchasing Group Of Missouri	84276034
Employment Practices Risk Management Association RPG	84275908
ERS Risk Purchasing Group Association Inc	84275295
Esellers RPG, Inc	515214163
Family Entertainment Centers Safety Assoc Inc	84275327
Financial Services Professional Risk Purchasing Group	84275532
Financial Solutions Risk Purchasing Group	84276100
First Indemnity PG, Inc	84275399
Fitness And Wellness Purchasing Group	84274860
Fraternal And Service Organizations Risk Purchasing Group	84276096
GGP Tenants Purchasing Group	84275959
Great American Cities Purchasing Group Inc	84275174

Company Name	AK ID
Habitat For Humanity Purchasing Group Inc	84275061
Harp, Inc	84275838
Health Care Professions Purchasing Group Association	84275019
Healthcare Professionals Purchasing Group, LLC	84276073
Healthcare Providers Service Organization	84275032
Horsemen Of North America Safety Control Purchasing Group	84275035
Hospitality & Entertainment Trade Alliance RPG	509474276
Hudson Healthcare Purchasing Group	84275869
Hudson Railroad Protective Liability Group	84275508
Hudson Transportation Purchasing Group	84275735
Human And Social Services Risk Purchasing Group, LLC	510196119
Identity Crime Prevention, Inc	84275905
I-Elite Risk Purchasing Group L	84276038
IG Inc	84275036
Insurance Plus Risk Purchasing Group, LLC	84275767
Integrated Risk Facilities, Inc	84275397
International Entertainment & Sports RPG	84276087
IPHFHA Risk Purchasing Group	84275743
IRF Construction Group Inc	84274951
IRF Hospitality Group Inc	84274950
IRF Manufacturing Group Inc	84274948
IRF Real Estate Operations Group Inc	84274949
IRF Restaurant Group Inc	84274947
IRF Retail Group Inc	84274946
IRF Service Group Inc	84274945
IRF Wholesale Group Inc	84274941
Lawyers Protector Plan Purchasing Group	84275438
Life Agent Professional Risk Purchasing Group, LLC	521843058
Little League Baseball Risk Purchasing Group Inc	84275023
Marsh Financial Services Risk Purchasing Group	521378502
Medical Professionals Program PG	84275326
Medpro Provider Solutions, Inc	84275874
Metropolitan Commercial Real Estate Assoc, Inc	84275607
Motors Insurance Purchasing Group Inc	84275042

## PURCHASING GROUPS CY 2023

Company Name	AK ID	Company Name	AK ID	Company Name	AK ID
National Association Of Broadcasters Risk PG	84275050	Paramount Manufacturing Group, Inc	84275899	Southwest Real Estate Purchasing Group Inc	84275201
National Association Of Independent Healthcare Professionals	84275052	Paramount Real Estate Group, Inc	84275442	Special Event Liability Group Insurance Trust	84275188
National Association Of Insurance And Financial Advisors	84275049	Paramount Retail Group, Inc	84275898	Special Markets Purchasing Group, Inc	84276033
National Association Of Salaried Professionals PG Inc	84275046	Paramount Service Group, Inc	84275897	Specified Clubs Of The American Relay League PG	84276002
National Automobile Dealers PG, Inc.	84275579	Park Hill Risk Purchasing Group, Inc	84276150	SPG Crane & Boom Truck Risk Purchasing Group, Inc	518953730
National Automotive Coalition, Inc	84275720	Preferred Delivery RPG, Inc	84275799	Sports & Fitness Ins P G Association	84275322
National Automotive RPG, LLC	511279899	Preferred Motor Sports Risk Purchasing Group	84275822	Sports And Recreation Providers Association	84275260
National Chiropractic Council	84274942	Preferred Professional Purchasing Group	84275068	Sports Club Families Of America RPG, LLC	510927871
National Event Providers Association	84275618	Preferred Property Program, Inc	84275474	Spot Excess Purchasing Group, Inc	84276146
National Home Inspectors Risk Purchasing Group	84276104	Premier Hospitality Insurance Group, Inc	84275840	Starr Wright Risk Purchasing Group, LLC	84275963
National Hospitality Risk Purchasing Group	84276098	Primary Real Estate Insurance Management Enterprise, Inc	84275845	Stem Professions Risk Purchasing Group	521629408
National Newspaper Association	84275076	Professional Agents Risk Purchasing Group, Inc	84276081	Strategic Hub International Excess Liability Defender Inc	84276091
National Photographers Risk Purchasing Group	84276095	Professional Auditors, Consultants & Engineers RPG	84275982	T V And Radio Purchasing Group Inc	84275075
National Professional Purchasing Group Association Inc	84275102	Professional Counselors Purchasing Group Inc	84275106	The Contingent Workforce Risk Purchasing Group, Inc	521632475
National Programs Purchasing Group	84275065	Professional Industry Purchasing Group	84275891	The Shield Sports, Special Events And Entertainment Risk Purchasing Group	519912997
National Real Estate Purchasing Group, Inc	84275965	Professional Services Purchasing Group	84276159	TMS-CBS RPG, LLC	84275745
National Restaurant Owners PG Inc	84275417	Promotion, Event And Prize Purchasing Group	84275780	Transportation Owner Operators RPG	84276066
National Retail Safety Association Inc	84275901	PSIC RPG Association	84274879	Travel Agents Risk Purchasing Group, Inc	84276162
National Small Business PG, Inc	84276045	Psychologists Purchasing Group Association	84275124	Trust For Insuring Educators Purchasing Group Trust PG	84275131
National Society Of Dental Practitioners Inc	84275276	Public And Non-Profit Excess Risk RPG (Panper) LLC	521632473	Ullico Organized Labor Protection Group LLC	84275787
National Sports Purchasing Group, Inc	521629426	Real Estate Agents And Brokers Risk Purchasing Group	509478350	Venture Hospitality, Inc	84275538
Nationwide Agents Risk Purchasing Group, Inc	511723681	Real Estate Services Purchasing Association, The	84275678	Volunteers Insurance Service Association Inc	84274873
NCMIC Diversified Health RPG Association	84274880	Recreation & Leisure Providers RPG, Inc	521993217	WBC Risk Purchasing Group, Inc	84275762
New York Life Agents Purchasing Group	84275374	Renters Legal Liability Risk Purchasing Group, Inc	84275839	WCPP Purchasing Group, Inc	84275511
Next Wave Purchasing Group One, LLC	517032307	Ryan Hospitality RPG	84276161	Wellness And Beauty Association RPG	84275700
Nonprofit Community Organization Risk Purchasing Group	513585014	Safety Merchants & Retail Tenants Umbrella, Inc	84275929	Wellness Insurance Network Risk Purchasing Group, LLC	517453214
Nonprofit Insurance Risk Purchasing Group, LLC	84276125	Scholastic First Risk Purchasing Group, LLC	84275991	Wellnesspro Purchasing Group	84275803
Non-Profit Service Organization	84274898	School Support Purchasing Group	84275483	Wells Fargo Advisors Financial Network PG	84275440
North American Data Security RPG	84275958	Security America RPG LLC	84275955	Worldwide Outfitters & Guides Association Inc	84275273
Northpoint Data Security RPG, LLC	515918086	Select Hospitality Insurance Group, Inc	84275841		
Orion Health IP2 RPG LLC	509732685	SF Risk Management Group, LLC	84275506		
Orion Health RPG LLC	510227279	Shahinian RPG, Inc	84275708		
Outdoor & Recreational Insurance Program	84275187	Shel Risk Purchasing Group Association	84276056		
Outdoor Solutions Risk Purchasing Group	84276094	Showstoppers(TM) Purchasing Group	84275467		
Paramount Construction Group, Inc	84275900	Sig Sports, Leisure And Entertainment Risk Purchasing Group LLC	84275941		
		Solidarity Purchasing Group	84275503		

The Alaska Division of Insurance provides information for consumers on a variety of insurance topics online at: [Insurance.Alaska.Gov](https://www.commerce.alaska.gov/web/portals/11/pub/Consumers/Insurance-Alaska.Gov)

You can also find the following publications on our website or contact us for a copy.

## Natural Disasters

Post-Disaster Claims Guide

[https://www.commerce.alaska.gov/web/Portals/11/Pub/INS\\_PostDisasterClaimsGuide.pdf](https://www.commerce.alaska.gov/web/Portals/11/Pub/INS_PostDisasterClaimsGuide.pdf)

## Health

Medicare Supplement Insurance (MEDIGAP) Rate Guide

<https://www.commerce.alaska.gov/web/portals/11/pub/Consumers/medicare-rate-guide.pdf>

## Auto

Automobile Insurance Guide

<https://www.commerce.alaska.gov/web/portals/11/pub/AutoInsuranceGuide.pdf>

## Home

Homeowners InsuranceGuide

[https://www.commerce.alaska.gov/web/Portals/11/Pub/INS\\_HomeownersInsuranceGuide.pdf](https://www.commerce.alaska.gov/web/Portals/11/Pub/INS_HomeownersInsuranceGuide.pdf)

## Credits

Insurance Credit Scoring in Alaska

<https://www.commerce.alaska.gov/web/portals/11/pub/Consumers/Insurance-Credit-Scoring-in-Alaska.pdf>

Insurance Score Models

<https://www.commerce.alaska.gov/web/portals/11/pub/Consumers/Insurance-Score-Models.pdf>

Understanding How Insurers Use Credit Information

<https://www.commerce.alaska.gov/web/portals/11/pub/Consumers/Understanding-How-Insurers-Use-Credit-Information.pdf>

What Alaskans Need to Know About Credit Use

<https://www.commerce.alaska.gov/web/portals/11/pub/Consumers/What-Alaskans-Need-to-Know-about-Credit.pdf>

## ADA Statement

The State of Alaska, Department of Commerce, Community, and Economic Development, Division of Insurance, complies with Title II of the Americans with Disabilities Act of 1990.

Upon request, this report will be made available in large print or other accessible formats.

Please direct requests for alternative formats to 907-465-2596 or for TTY/TDD call 711 or (800) 770-8973.

E-mail requests can be sent to: [Insurance@Alaska.Gov](mailto:Insurance@Alaska.Gov)