FLOOR PLAN LEGEND

- GRIDLINE; CENTER OF STUD
- WALL PARTITION, SEE PARTITION TYPES, A7.01 FOR FIRE PROTECTION RATINGS OF STRUCTURAL COMPONENTS, SEE SHEET A0.01, CODE SUMMARY, BUILDING ELEMENT RATINGS
- WINDOW TAG
- DOOR TAG
- ACCESSIBLE ROOM; SEE ID DRAWINGS FOR ACCESSIBLE, AND UN-ACCESSIBLE ROOM TYPES
- HEARING-IMPAIRED ROOM - REFER TO ELECT. DWGS. FOR POWER, SIGNAL & DEVICE REQ.
- FEC — FULLY RECESSED FIRE EXTINGUISHER CABINET FINISHED TO MATCH ADJACENT WALL COLORS

FLOOR PLAN GENERAL NOTES

1. REFER TO A2.50 FOR PARTITION TYPES
2. LOBBY LEVEL FINISH DATUM OF 0'-0" IS EQUAL TO LOBBY RAW SLAB; REFER TO CIVIL FOR ELEVATION
3. FURNITURE & EQUIPMENT SHOWN FOR REFERENCE ONLY.
4. MOUNTING HEIGHT OF FIRE EXTINGUISHER CABINETS SHALL BE THAT NO OPERABLE PART IS HIGHER THAN 48" A.F.F.
5. SEE A5.20 FOR GUESTROOM ARCHITECTURAL PLANS.
6. REFER TO ID DRAWINGS FOR INTERIOR ELEVATIONS, MILLWORK, FINISHES, AND DECORATIVE FIXTURES
7. SEE A5.20 FOR GUESTROOM ARCHITECTURAL PLANS.
8. SEE ID5.01 THRU ID5.04 FOR GUESTROOM FFE PLANS, ELEVATIONS, RCP, FINISHES AND DETAILS. CONFIRM LIGHT FIXTURE TYPE WITH THOSE IDENTIFIED PER MARRIOTT SPEC AND ELECTRICAL DRAWINGS.
9. SEE ID2.40 FOR FINISH MATERIAL SCHEDULE

ACOUSTIC REQUIREMENTS - CONSTRUCTION CRITERIA

TYPE	PARTITION LOCATION	STC	AIIC*	IIC**
a.	FLOOR / CEILING ASSEMBLY	55	53*	57
b.	GUESTROOM PARTY WALL (INCLUDING SHAFT / CHASE WALL BETWEEN GUEST BATHS	56*		
c.	CORRIDOR WALLS	50		

* This requirement is measured when LVT is tested in the property under the same conditioins in which it will be installed (utilizing the process defined in ASTM E492). This number takes into account the 1 point varience of non-discernible sound difference.

** This requirement / number is applicable only when LVT is tested in a lab with an 8" slab with no topping and no ceiling (utilizing the process defined in ASTM E492). This number takes into account the 1 point varience of non-discernible sound difference.

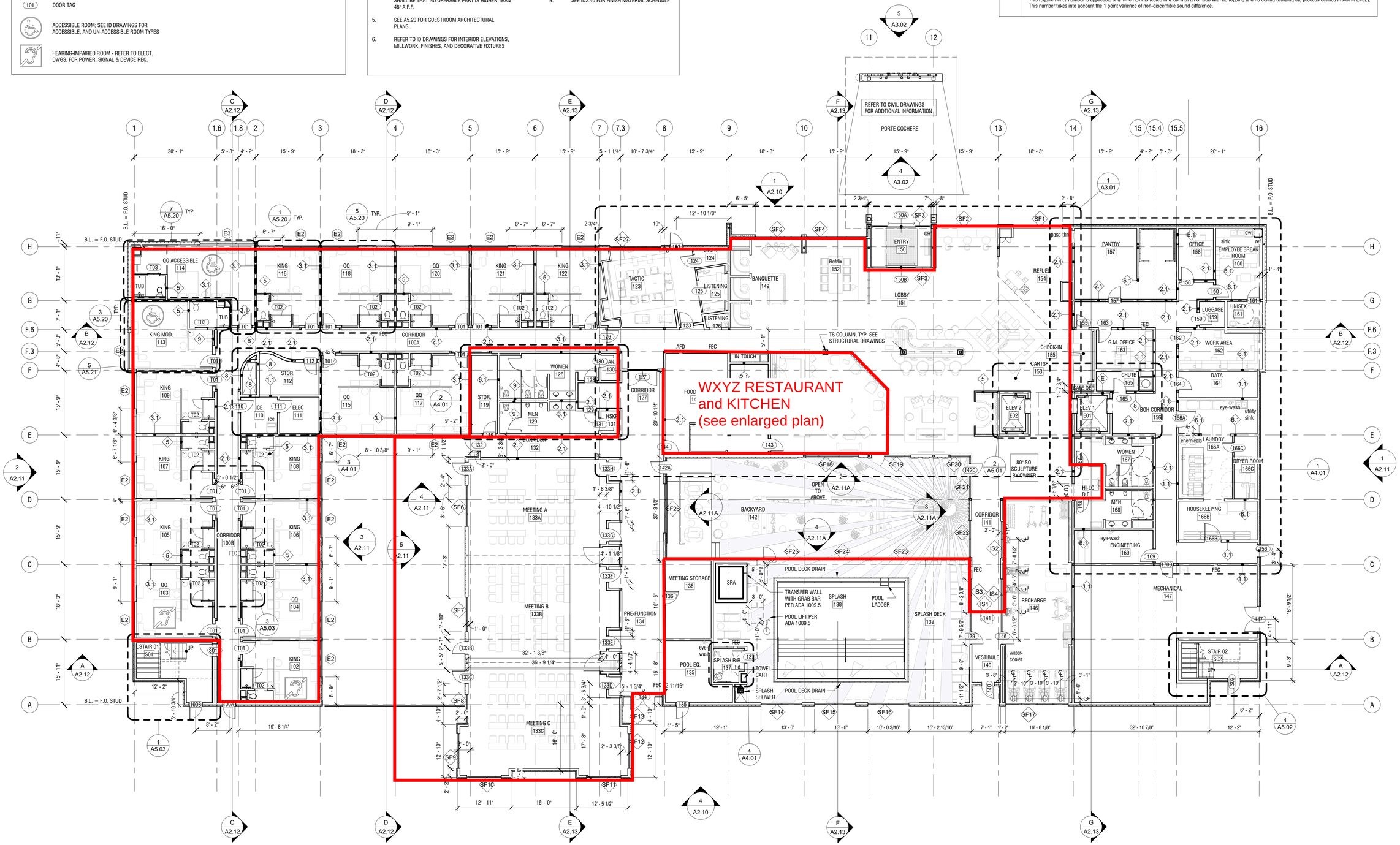

1 LEVEL 1 FLOOR PLAN
3/32" = 1'-0"

aloft HOTELS
ALOFT HOTELS by MARRIOTT

300 West 36th Avenue
Anchorage, Alaska

McCOOL CARLSON GREEN

HISTORIC ANCHORAGE TRAIN DEPOT
421 W. 1ST AVENUE - SUITE 300
ANCHORAGE, AK 99501
PH 907.563.8474
FAX 907.563.4572
MCGALASKA.COM

hc architecture

1425 DUTCH VALLEY PLACE, NE
STUDIO B
ATLANTA GEORGIA 30324
404 685 8868 V 404 685 8878 F
WWW.HCARCH.NET
Certificate of Authorization: -
Corporate License No.: AA26001050
Mark Campis License No.: -

STAMP

STATE OF ALASKA 49th John T. Weir No. 10242 PROFESSIONAL ENGINEER
12-18-2020

FOR:	DATE:
100% CONFORMED DWGS	DEC.18, 2020
PERMIT (C20-1043)	
90% MI SUBMITTAL	AUG. 7, 2020
PRICING	

REVISIONS

Revision Number	Revision Description	Revision Date

DRAWING TITLE

LEVEL 1
OVERALL
FLOOR PLAN

JOB NO.	DATE
557	12/18/2020

A2.01

100% CONFORMED DRAWINGS - FULL SIZE: 24x36 - FOR CONSTRUCTION

FLOOR PLAN LEGEND

- GRIDLINE; CENTER OF STUD
- WALL PARTITION, SEE PARTITION TYPES, A7.01 FOR FIRE PROTECTION RATINGS OF STRUCTURAL COMPONENTS, SEE SHEET A0.01, CODE SUMMARY, BUILDING ELEMENT RATINGS
- WINDOW TAG
- 101 DOOR TAG
- ACCESSIBLE ROOM; SEE ID DRAWINGS FOR ACCESSIBLE, AND UN-ACCESSIBLE ROOM TYPES
- HEARING-IMPAIRED ROOM - REFER TO ELECT. DWGS. FOR POWER, SIGNAL & DEVICE REQ.
- FEC FULLY RECESSED FIRE EXTINGUISHER CABINET FINISHED TO MATCH ADJACENT WALL COLORS

FLOOR PLAN GENERAL NOTES

1. REFER TO A2.50 FOR PARTITION TYPES
2. LOBBY LEVEL FINISH DATUM OF 0'-0" IS EQUAL TO LOBBY RAW SLAB; REFER TO CIVIL FOR ELEVATION
3. FURNITURE & EQUIPMENT SHOWN FOR REFERENCE ONLY.
4. MOUNTING HEIGHT OF FIRE EXTINGUISHER CABINETS SHALL BE THAT NO OPERABLE PART IS HIGHER THAN 48" A.F.F.
5. SEE A5.20 FOR GUESTROOM ARCHITECTURAL PLANS.
6. REFER TO ID DRAWINGS FOR INTERIOR ELEVATIONS, MILLWORK, FINISHES, AND DECORATIVE FIXTURES
7. SEE A5.20 FOR GUESTROOM ARCHITECTURAL PLANS.
8. SEE ID5.01 THRU ID5.04 FOR GUESTROOM FFE PLANS, ELEVATIONS, RCP, FINISHES AND DETAILS. CONFIRM LIGHT FIXTURE TYPE WITH THOSE IDENTIFIED PER MARRIOTT SPEC AND ELECTRICAL DRAWINGS.
9. SEE ID2.40 FOR FINISH MATERIAL SCHEDULE

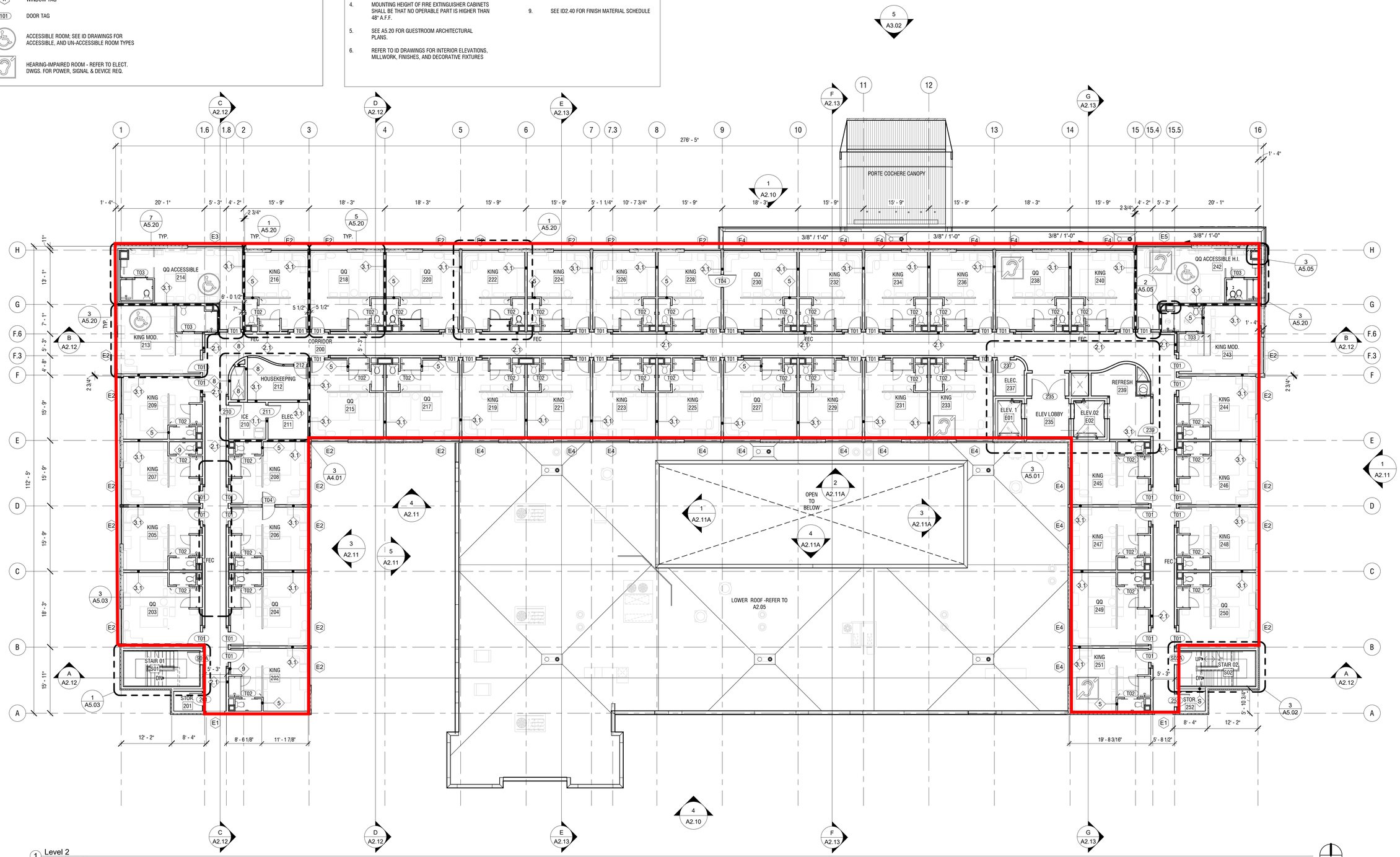

1 Level 2
3/32" = 1'-0"

aloft HOTELS
ALOFT HOTELS by MARRIOTT
300 West 36th Avenue
Anchorage, Alaska

McCOOL CARLSON GREEN
HISTORIC ANCHORAGE TRAIN DEPOT
421 W. 1ST AVENUE - SUITE 300
ANCHORAGE, AK 99501
PH 907.563.8474
FAX 907.563.4572
MCGALASKA.COM

hc architecture
1425 DUTCH VALLEY PLACE, NE
STUDIO B
ATLANTA GEORGIA 30324
404 685 8868 V 404 685 8878 F
WWW.HCARCH.NET
Certificate of Authorization: -
Corporate License No.: AA26001050
Mark Campis License No.: -

STAMP

STATE OF ALASKA 49th John T. Weir No. 10242 REGISTERED ARCHITECT
12-18-2020

FOR:	DATE:
● 100% CONFORMED DWGS	DEC.18, 2020
○ PERMIT (C20-1043)	
○ 90% MI SUBMITTAL	AUG. 7, 2020
○ PRICING	

REVISIONS

Revision Number	Revision Description	Revision Date

DRAWING TITLE

LEVEL 2 OVERALL FLOOR PLAN

JOB NO.	DATE
557	12/18/2020

A2.02

100% CONFORMED DRAWINGS - FULL SIZE: 24x36 - FOR CONSTRUCTION

FLOOR PLAN LEGEND

- GRIDLINE; CENTER OF STUD
- WALL PARTITION, SEE PARTITION TYPES, A7.01 FOR FIRE PROTECTION RATINGS OF STRUCTURAL COMPONENTS, SEE SHEET A0.01, CODE SUMMARY, BUILDING ELEMENT RATINGS
- WINDOW TAG
- DOOR TAG
- ACCESSIBLE ROOM; SEE ID DRAWINGS FOR ACCESSIBLE, AND UN-ACCESSIBLE ROOM TYPES
- HEARING-IMPAIRED ROOM - REFER TO ELECT. DWGS. FOR POWER, SIGNAL & DEVICE REQ.
- FEC — FULLY RECESSED FIRE EXTINGUISHER CABINET FINISHED TO MATCH ADJACENT WALL COLORS

FLOOR PLAN GENERAL NOTES

1. REFER TO A2.50 FOR PARTITION TYPES
2. LOBBY LEVEL FINISH DATUM OF 0'-0" IS EQUAL TO LOBBY RAW SLAB; REFER TO CIVIL FOR ELEVATION
3. FURNITURE & EQUIPMENT SHOWN FOR REFERENCE ONLY.
4. MOUNTING HEIGHT OF FIRE EXTINGUISHER CABINETS SHALL BE THAT NO OPERABLE PART IS HIGHER THAN 48" A.F.F.
5. SEE A5.20 FOR GUESTROOM ARCHITECTURAL PLANS.
6. REFER TO ID DRAWINGS FOR INTERIOR ELEVATIONS, MILLWORK, FINISHES, AND DECORATIVE FIXTURES
7. SEE A5.20 FOR GUESTROOM ARCHITECTURAL PLANS.
8. SEE ID5.01 THRU ID5.04 FOR GUESTROOM FFE PLANS, ELEVATIONS, RCP, FINISHES AND DETAILS. CONFIRM LIGHT FIXTURE TYPE WITH THOSE IDENTIFIED PER MARRIOTT SPEC AND ELECTRICAL DRAWINGS.
9. SEE ID2.40 FOR FINISH MATERIAL SCHEDULE

SHEET NOTES

1. REFER TO TYPICAL FLOOR PLAN ON A2.02 FOR WINDOW TAGS, NOTES AND DIMENSIONS.

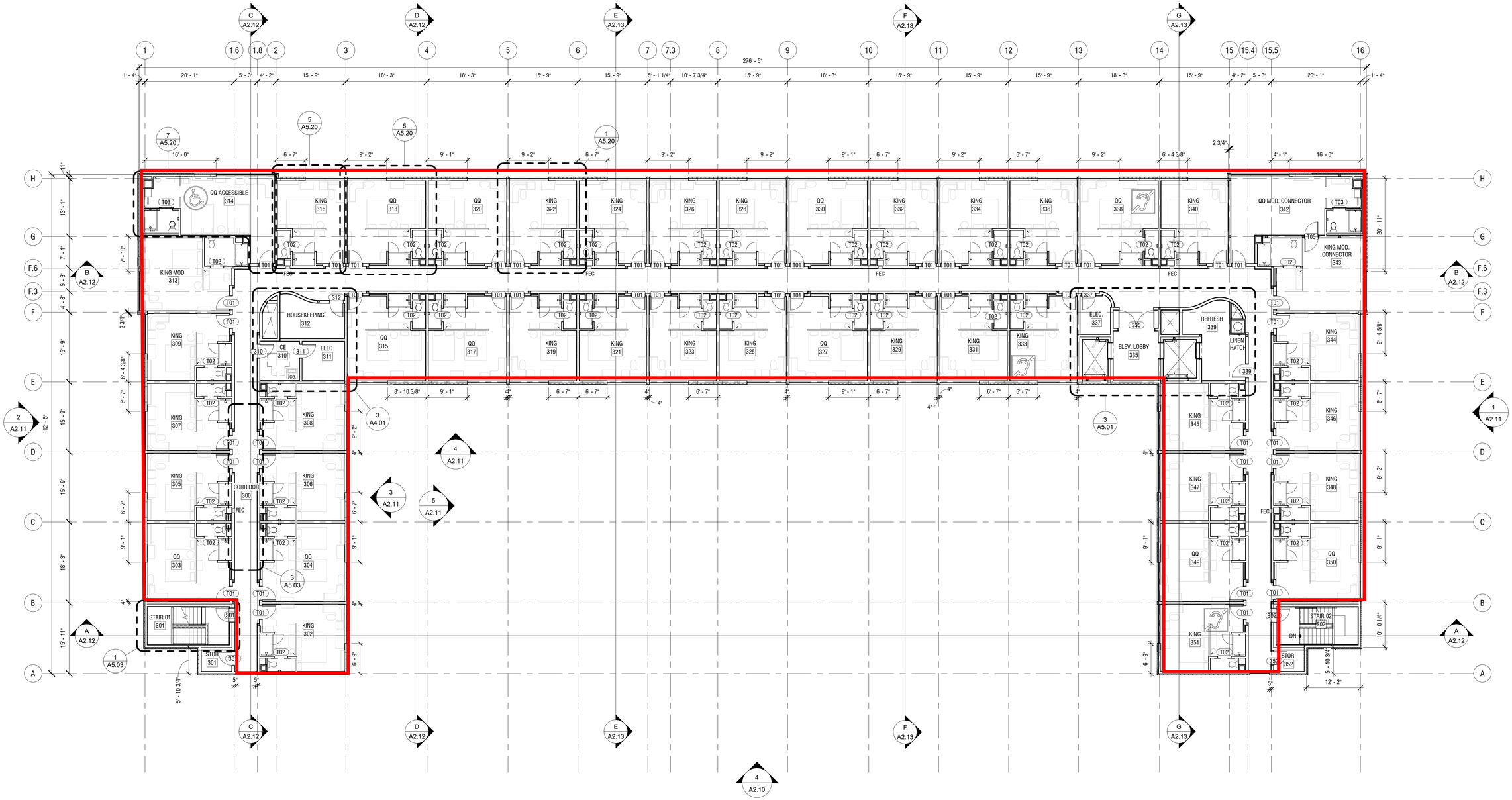

1 Level 3
3/32" = 1'-0"

aloft HOTELS
ALOFT HOTELS by MARRIOTT
300 West 36th Avenue
Anchorage, Alaska

McCOOL CARLSON GREEN
HISTORIC ANCHORAGE TRAIN DEPOT
421 W. 1ST AVENUE - SUITE 300
ANCHORAGE, AK 99501
PH 907.563.8474
FAX 907.563.4572
MCGALASKA.COM

hc architecture
1425 DUTCH VALLEY PLACE, NE
STUDIO B
ATLANTA GEORGIA 30324
404 685 8868 V 404 685 8878 F
WWW.HCARCH.NET
Certificate of Authorization: -
Corporate License No.: AA26001050
Mark Campis License No.: -

STAMP

STATE OF ALASKA 49th John T. Weir No. 10242 REGISTERED ARCHITECT
12-18-2020

FOR:	DATE:
● 100% CONFORMED DWGS	DEC.18, 2020
○ PERMIT (C20-1043)	
○ 90% MI SUBMITTAL	AUG. 7, 2020
○ PRICING	

REVISIONS

Revision Number	Revision Description	Revision Date

DRAWING TITLE

LEVEL 3 OVERALL FLOOR PLAN

JOB NO.	DATE
557	12/18/2020

A2.03

100% CONFORMED DRAWINGS - FULL SIZE: 24x36 - FOR CONSTRUCTION

FLOOR PLAN LEGEND

- GRIDLINE; CENTER OF STUD
- WALL PARTITION, SEE PARTITION TYPES, A7.01 FOR FIRE PROTECTION RATINGS OF STRUCTURAL COMPONENTS, SEE SHEET A0.01, CODE SUMMARY, BUILDING ELEMENT RATINGS
- WINDOW TAG
- DOOR TAG
- ACCESSIBLE ROOM; SEE ID DRAWINGS FOR ACCESSIBLE, AND UN-ACCESSIBLE ROOM TYPES
- HEARING-IMPAIRED ROOM - REFER TO ELECT. DWGS. FOR POWER, SIGNAL & DEVICE REQ.
- FEC — FULLY RECESSED FIRE EXTINGUISHER CABINET FINISHED TO MATCH ADJACENT WALL COLORS

FLOOR PLAN GENERAL NOTES

1. REFER TO A2.50 FOR PARTITION TYPES
2. LOBBY LEVEL FINISH DATUM OF 0'-0" IS EQUAL TO LOBBY RAW SLAB; REFER TO CIVIL FOR ELEVATION
3. FURNITURE & EQUIPMENT SHOWN FOR REFERENCE ONLY.
4. MOUNTING HEIGHT OF FIRE EXTINGUISHER CABINETS SHALL BE THAT NO OPERABLE PART IS HIGHER THAN 48" A.F.F.
5. SEE A5.20 FOR GUESTROOM ARCHITECTURAL PLANS.
6. REFER TO ID DRAWINGS FOR INTERIOR ELEVATIONS, MILLWORK, FINISHES, AND DECORATIVE FIXTURES
7. SEE A5.20 FOR GUESTROOM ARCHITECTURAL PLANS.
8. SEE ID5.01 THRU ID5.04 FOR GUESTROOM FFE PLANS, ELEVATIONS, RCP, FINISHES AND DETAILS. CONFIRM LIGHT FIXTURE TYPE WITH THOSE IDENTIFIED PER MARRIOTT SPEC AND ELECTRICAL DRAWINGS.
9. SEE ID2.40 FOR FINISH MATERIAL SCHEDULE

SHEET NOTES

1. REFER TO TYPICAL FLOOR PLAN ON A2.02 FOR WINDOW TAGS, NOTES AND DIMENSIONS.

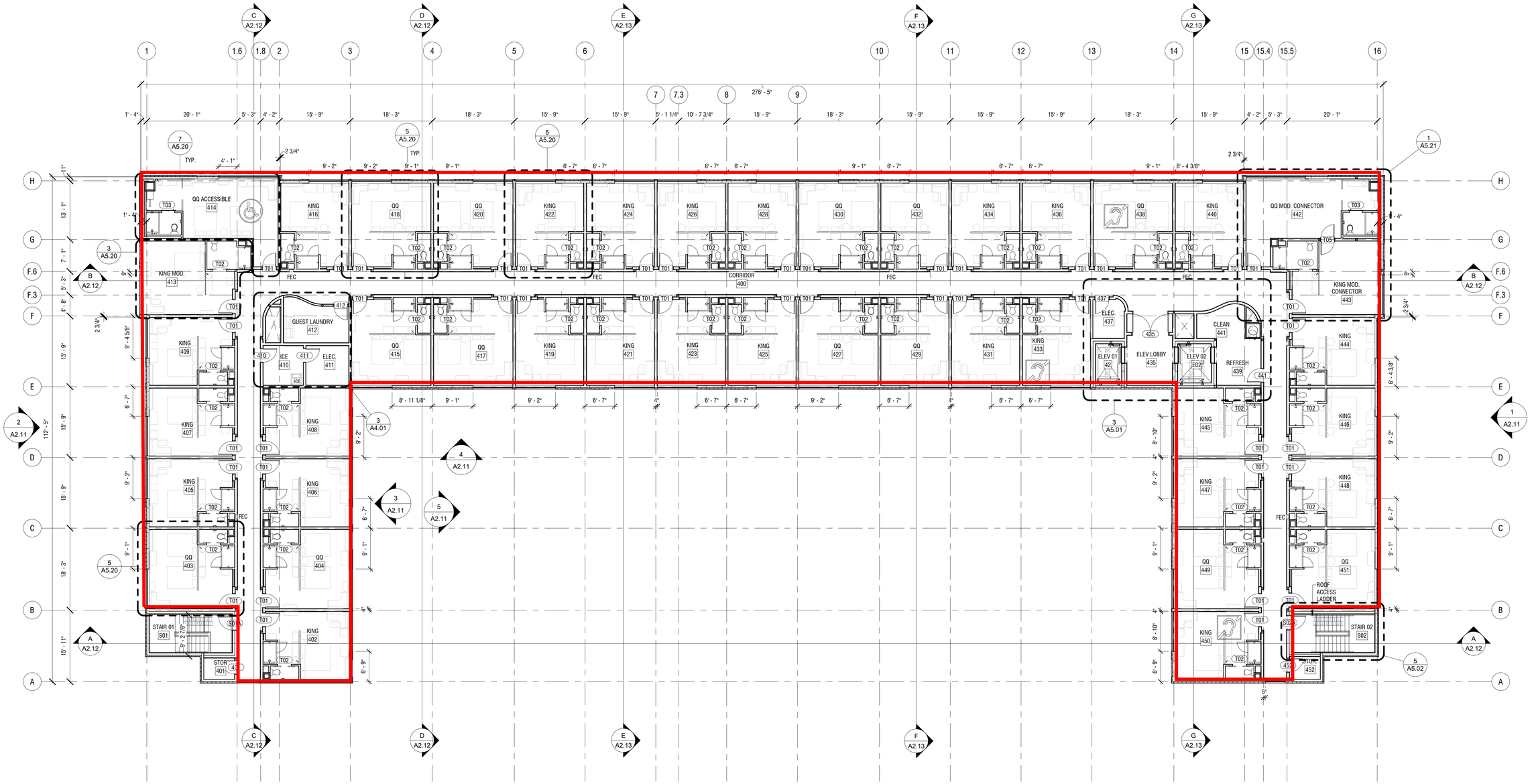

1 Level 4
3/32" = 1'-0"

aloft HOTELS
ALOFT HOTELS by MARRIOTT
300 West 36th Avenue
Anchorage, Alaska

McCOOL CARLSON GREEN
HISTORIC ANCHORAGE TRAIN DEPOT
421 W. 1ST AVENUE - SUITE 300
ANCHORAGE, AK 99501
PH 907.563.8474
FAX 907.563.4572
MCGALASKA.COM

hc architecture
1425 DUTCH VALLEY PLACE, NE
STUDIO B
ATLANTA GEORGIA 30324
404 685 8868 V 404 685 8878 F
WWW.HCARCH.NET
Certificate of Authorization: -
Corporate License No.: AA26001050
Mark Campis License No.: -

STAMP

STATE OF ALASKA 49th John T. Weir No. 10242 PROFESSIONAL ENGINEER
12-18-2020

FOR:	DATE:
● 100% CONFORMED DWGS	DEC.18, 2020
● PERMIT (C20-1043)	
● 90% MI SUBMITTAL	AUG. 7, 2020
● PRICING	

REVISIONS

Revision Number	Revision Description	Revision Date

DRAWING TITLE

LEVEL 4 OVERALL FLOOR PLAN

JOB NO.	DATE
557	12/18/2020

A2.04

100% CONFORMED DRAWINGS - FULL SIZE: 24x36 - FOR CONSTRUCTION

SHEET NOTES

1. SEE ID DRAWINGS FOR MILLWORK FF+E AND FINISHES

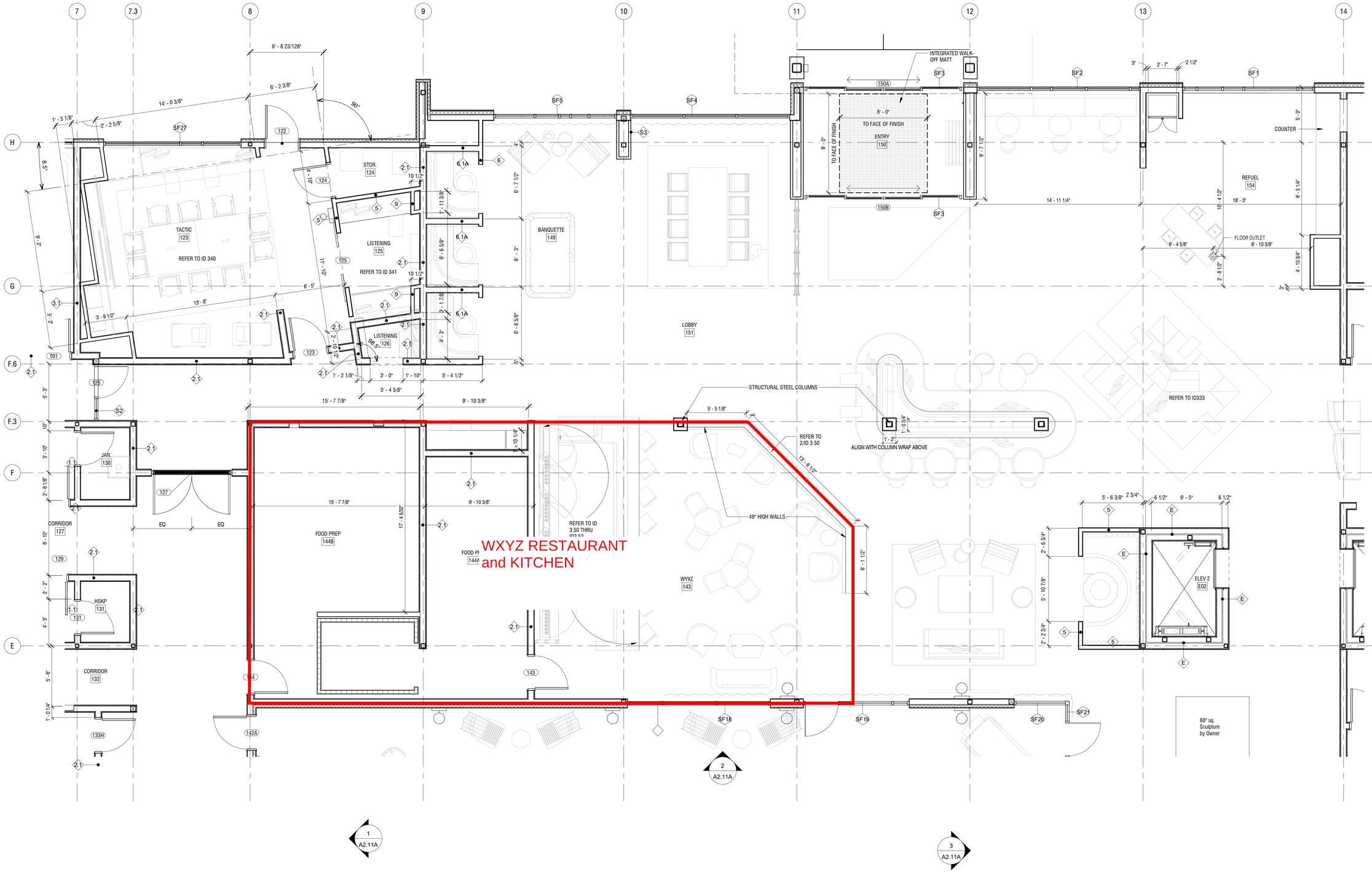

1 Partial Plan @ Lobby
1/4" = 1'-0"

aloft HOTELS
ALOFT HOTELS by MARRIOTT

300 West 36th Avenue
Anchorage, Alaska

McCOOL CARLSON GREEN

HISTORIC ANCHORAGE TRAIN DEPOT
421 W. 1ST AVENUE - SUITE 300
ANCHORAGE, AK 99501
PH 907.563.8474
FAX 907.563.4572
MCGALASKA.COM

hc architecture

1425 DUTCH VALLEY PLACE, NE
STUDIO B
ATLANTA GEORGIA 30324
404 685 8868 V 404 685 8878 F
WWW.HCARCH.NET
Certificate of Authorization: -
Corporate License No.: AA26001050
Mark Campis License No.: -

S.T.A.M.P.

STATE OF ALASKA 49th John T. Weir No. 10242 PROFESSIONAL ENGINEER
12-18-2020

FOR:	DATE:
● 100% CONFORMED DWGS	DEC.18, 2020
PERMIT (C20-1043)	
○ 90% MI SUBMITTAL	AUG. 7, 2020
○ PRICING	

REVISIONS

Revision Number	Revision Description	Revision Date

DRAWING TITLE
LOBBY - ENLARGED PLAN

JOB NO.	DATE
557	12/18/2020

A3.01

100% CONFORMED DRAWINGS - FULL SIZE: 24x36 - FOR CONSTRUCTION

FOOD SERVICE EQUIPMENT LIST

ITEM NO	DESCRIPTION
1	WORKTABLE WITH PREP SINK
2	FAUCET
3	OVERHEAD WALL SHELF
4	COFFEE BREWER
5	REACH-IN REFRIGERATOR
6	MOBILE WORKTABLE
7	MOBILE HEATED CABINET
8	3 COMPARTMENT SINK
9	FAUCET
10	SOILED DISHTABLE WITH SINK
11	PRE-RINSE
12	DOOR DISHWASHER (VENTLESS)
13	CLEAN DISHTABLE
14	WORKTABLE WITH PREP SINK
15	FAUCET
16	OVERHEAD WALL SHELF
17	MICROWAVE/CONVECTION OVEN
18	SOUP WARMER
19	SOILED DISHTABLE WITH SINK
20	PRE-RINSE
801	WALK-IN BEER COOLER, +35 DEG
802	EVAPORATOR COIL(COOLER)
804	BEER KEG RACK
805	MOBILE COOLER SHELVING
808	BAG-IN-BOX RACK
809	HANDSINK
809.1	FAUCET
811	MOBILE STORAGE SECURITY UNIT
812	WATER FILTER
813	ICE MACHINE WITH BIN
814	SPARE NUMBER
815	SPARE NUMBER
816	SPARE NUMBER
817	SPARE NUMBER
818	SPARE NUMBER
819	SPARE NUMBER
820	GLASSWASHER
821	UNDERBAR WET WASTE STAND
822	UNDERBAR POS STAND
824	UNDERBAR COMBO ICE BIN WITH SPEEDRAIL
825	SODA GUN
826	UNDERBAR BOTTLE DISPLAY
827	UNDERBAR HANDSINK
828	BEER TOWER
829	UNDERBAR DRAINBOARD CABINET
830	UNDERBAR CORNER DRAINBOARD
831	BACK BAR REFRIGERATOR

FOOD SERVICE EQUIPMENT LIST

ITEM NO	DESCRIPTION
832	BACK BAR REFRIGERATOR
833	MUG FROSTER
834	SPARE NUMBER
835	SPARE NUMBER
836	SPARE NUMBER
837	SPARE NUMBER
838	SPARE NUMBER
839	SPARE NUMBER
840	SPARE NUMBER
841	WALK-IN COOLER, +35 DEG
842	EVAPORATOR COIL(COOLER)
844	MOBILE SHELVING
845	MOBILE STORAGE SHELVING
846	3 COMPARTMENT CORNER SINK
846.1	FAUCET
847	UNDERCOUNTER DISHMACHINE
848	OVERHEAD WALL SHELF
849	SPARE NUMBER
850	FAUCET WITH PRE-RINSE
852	SPARE NUMBER
853	SPARE NUMBER
854	SPARE NUMBER
855	SPARE NUMBER
856	2 DOOR REACH-IN REFRIGERATOR
857	DOUBLE STACK MICROWAVE/CONVECTIION OVEN WITH STAND
858	OVERHEAD WALL SHELF
859	WORKTABLE
860	FOOD WARMER
861	MOBILE HEATED CABINET
862	REFRIGERATED SANDWICH TABLE
863	WORKTABLE WITH PREP SINK
863.1	FAUCET
864	OVERHEAD WALL SHELF
865	COFFEE BREWER
865.1	AIRPOT
867	UNDERCOUNTER REFRIGERATOR
868	SELF SERVE ESPRESSO MACHINE
869	REACH-IN FREEZER
870	OVERHEAD FOOD WARMER
871	SPARE NUMBER
872	SPARE NUMBER
873	SPARE NUMBER
874	SPARE NUMBER
875	SPARE NUMBER
876	REFRIGERATED DISPLAY CASE
877	UNDERCOUNTER FREEZER
878	WATER STATION WITH DRAINER

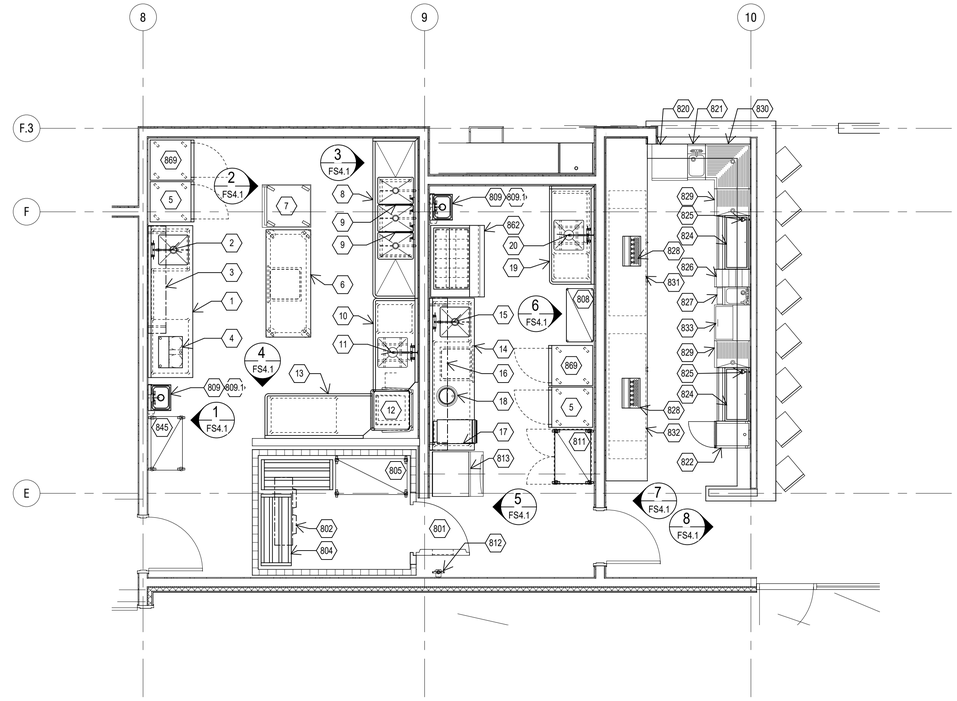

1 FOOD SERVICE EQUIPMENT PLAN - BANQUET KITCHEN & BAR

1/4" = 1'-0"

ALOFT HOTELS by MARRIOTT

300 West 36th Avenue

Anchorage, Alaska

McCOOL CARLSON GREEN

HISTORIC ANCHORAGE TRAIN DEPOT

421 W. 1ST AVENUE - SUITE 300

ANCHORAGE, AK 99501

PH 907.563.8474

FAX 907.563.4572

MCGALASKA.COM

hc architecture

1425 DUTCH VALLEY PLACE, NE
STUDIO B
ATLANTA GEORGIA 30324
404 685 8868 V 404 685 8878 F
WWW.HCARCH.NET
Certificate of Authorization: -
Corporate License No.: AA26001050
Mark Campis License No.: -

STAMP

FOR:	DATE:
● 90% MI REVIEW	AUG. 7, 2020
○ PERMIT (C20-1043)	
● CONFORMED SET	AUG. 7, 2020
○ PRICING	

REVISIONS

Revision Number	Revision Description	Revision Date

DRAWING TITLE

FOOD SERVICE EQUIPMENT PLANS

JOB NO.	DATE
557	08-07-2020

FS1.1

CONFORMED DOCUMENTS - FULL SIZE: 24x36 - FOR CONSTRUCTION